

# BY THE NUMBERS



## DEMOGRAPHICS



Population

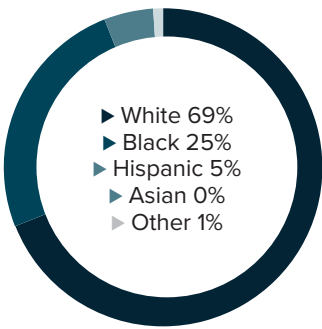
**22,475**



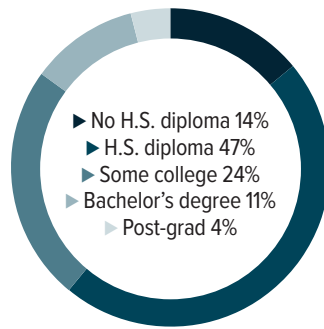
Number of households

**7,724**

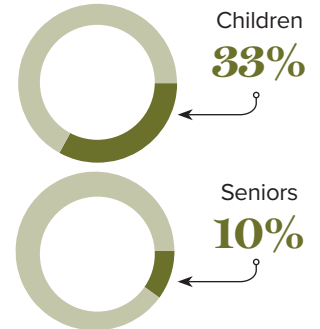
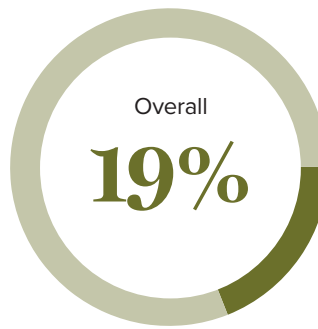
### Racial distribution



### Education level



### Poverty rates



## ECONOMY



Median household income

**\$43,083**



Median value of owner-occupied housing

**\$99,000**

## HIGHER EDUCATION



Number of students receiving TOPS

**131**

### TOPS breakdown

Opportunity	<b>59</b>	Tech	<b>15</b>
Honors	<b>21</b>	Performance	<b>36</b>

Number of students receiving GO Grants

**98**

**SCHOOL BOARD ASSOCIATIONS:**  
UNION PARISH SCHOOL DISTRICT

## WORKING FAMILY TAX CREDITS



People filing for EITC\*

**2,410**



State EITC impact

**\$344,650**



Tax filers receiving EITC

**27.5%**



Average state EITC

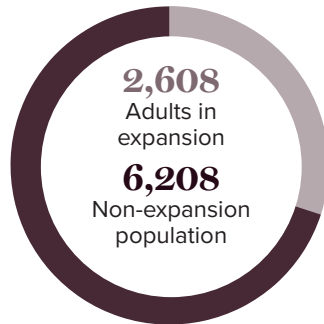
**\$143**

\*The Earned Income Tax Credit (EITC) is a benefit for working people with low to moderate income. To qualify, you must meet certain requirements and file a tax return, even if you do not owe any tax or are not required to file.

## MEDICAID

Total people receiving Medicaid

**8,816**



## CASH ASSISTANCE

	FITAP	KCSP
Households	<b>6</b>	<b>7</b>
Average amount per recipient	<b>\$88</b>	<b>\$222</b>
Total monthly distribution	<b>\$1,144</b>	<b>\$2,442</b>

\*The Family Independence Temporary Assistance Program (FITAP) provides cash assistance to very low-income families with children who meet specific criteria.

\*The Kinship Care Subsidy Program (KCSP) provides cash assistance to qualifying relatives who are caring for one or more children in the absence of the children's parents.

## FOOD ASSISTANCE



SNAP recipients

**4,022**



SNAP retailers

**18**



Households receiving SNAP\*

**1,868**



Monthly benefits redeemed at district retailers

**\$467,171**



Total monthly benefits

**\$688,871**

\*The Supplemental Nutrition Assistance Program (SNAP, also called Food Stamps) provides food assistance benefits to people and families with low incomes.