

BY THE NUMBERS

DEMOGRAPHICS



Population

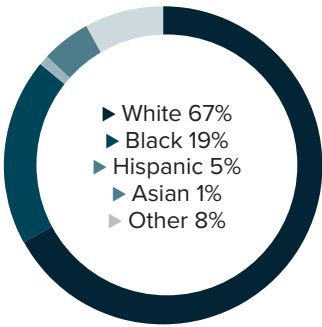
111,021




Number of households

37,911

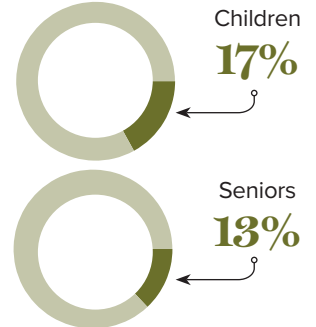
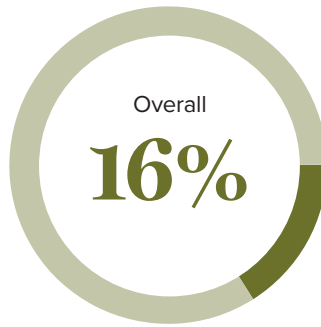
Racial distribution



Education level



Poverty rates



ECONOMY



Median household income

\$52,820



Median value of owner-occupied housing

\$151,400

HIGHER EDUCATION



Number of students receiving TOPS

1,521

TOPS breakdown

Opportunity	660	Tech	78
Honors	385	Performance	398

Number of students receiving GO Grants

641

SCHOOL BOARD ASSOCIATIONS:
TERREBONNE PARISH SCHOOL DISTRICT

WORKING FAMILY TAX CREDITS



People filing for EITC*

11,730



State EITC impact

\$1,642,300



Tax filers receiving EITC

25.8%



Average state EITC

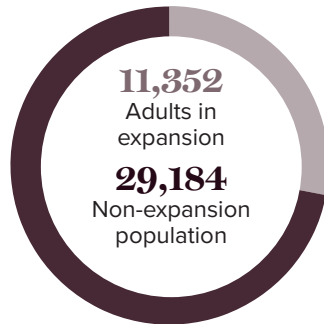
\$140

*The Earned Income Tax Credit (EITC) is a benefit for working people with low to moderate income. To qualify, you must meet certain requirements and file a tax return, even if you do not owe any tax or are not required to file.

MEDICAID

Total people receiving Medicaid

40,536



CASH ASSISTANCE

	FITAP	KCSP
Households	59	30
Average amount per recipient	\$83	\$226
Total monthly distribution	\$11,571	\$12,432

*The Family Independence Temporary Assistance Program (FITAP) provides cash assistance to very low-income families with children who meet specific criteria.

*The Kinship Care Subsidy Program (KCSP) provides cash assistance to qualifying relatives who are caring for one or more children in the absence of the children's parents.

FOOD ASSISTANCE



SNAP recipients

22,240



SNAP retailers

107



Households receiving SNAP*

10,288



Monthly benefits redeemed at district retailers

\$3,917,690



Total monthly benefits

\$3,725,185

*The Supplemental Nutrition Assistance Program (SNAP, also called Food Stamps) provides food assistance benefits to people and families with low incomes.