

BY THE NUMBERS

DEMOGRAPHICS

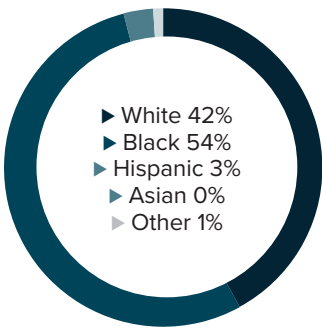


Population
4,666

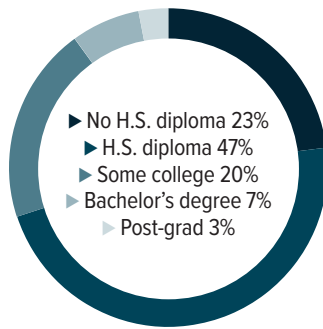


Number of households
1,825

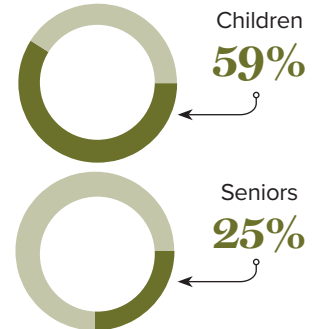
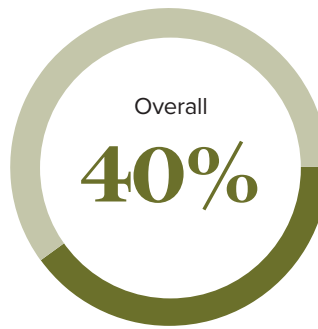
Racial distribution



Education level



Poverty rates



ECONOMY



Median household income
\$23,870



Median value of owner-occupied housing
\$68,600

HIGHER EDUCATION



Number of students receiving TOPS
21

TOPS breakdown

Opportunity	10	Tech	2
Honors	1	Performance	8

Number of students receiving GO Grants

16

SCHOOL BOARD ASSOCIATIONS:
TENSAS PARISH SCHOOL BOARD

WORKING FAMILY TAX CREDITS



People filing for EITC*

660



State EITC impact

\$99,750



Tax filers receiving EITC

38.6%



Average state EITC

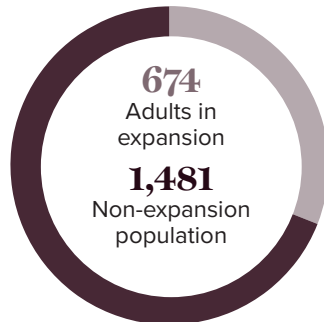
\$151

*The Earned Income Tax Credit (EITC) is a benefit for working people with low to moderate income. To qualify, you must meet certain requirements and file a tax return, even if you do not owe any tax or are not required to file.

MEDICAID

Total people receiving Medicaid

2,155



CASH ASSISTANCE

	FITAP	KCSP
Households	6	4
Average amount per recipient	\$78	\$222
Total monthly distribution	\$1,639	\$1,554

*The Family Independence Temporary Assistance Program (FITAP) provides cash assistance to very low-income families with children who meet specific criteria.

*The Kinship Care Subsidy Program (KCSP) provides cash assistance to qualifying relatives who are caring for one or more children in the absence of the children's parents.

FOOD ASSISTANCE



SNAP recipients

1,243



SNAP retailers

6



Households receiving SNAP*

616



Monthly benefits redeemed at district retailers

\$102,908



Total monthly benefits

\$224,563

*The Supplemental Nutrition Assistance Program (SNAP, also called Food Stamps) provides food assistance benefits to people and families with low incomes.