

BY THE NUMBERS



DEMOGRAPHICS



Population

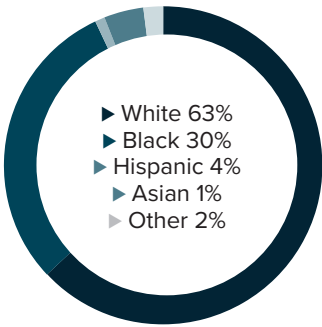
133,777



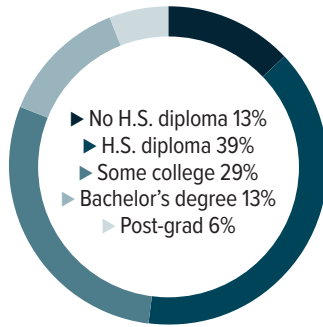
Number of households

47,401

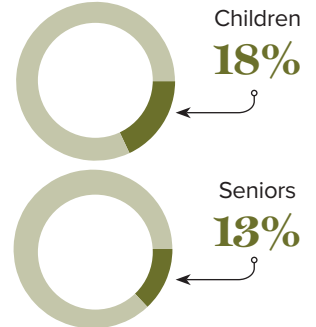
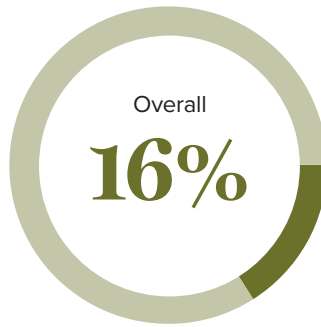
Racial distribution



Education level



Poverty rates



ECONOMY



Median household income

\$48,205



Median value of owner-occupied housing

\$162,800

HIGHER EDUCATION



Number of students receiving TOPS

1,168

TOPS breakdown

Opportunity	549	Tech	104
Honors	194	Performance	321

Number of students receiving GO Grants

665

SCHOOL BOARD ASSOCIATIONS:
TANGIPAHOA PARISH SCHOOL SYSTEM

WORKING FAMILY TAX CREDITS



People filing for EITC*

15,320



State EITC impact

\$2,340,800



Tax filers receiving EITC

29.3%



Average state EITC

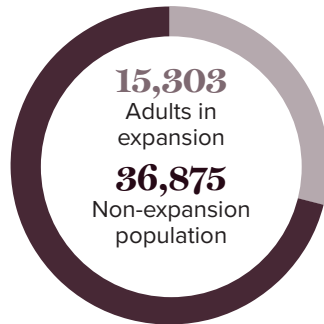
\$153

*The Earned Income Tax Credit (EITC) is a benefit for working people with low to moderate income. To qualify, you must meet certain requirements and file a tax return, even if you do not owe any tax or are not required to file.

MEDICAID

Total people receiving Medicaid

52,178



CASH ASSISTANCE

	FITAP	KCSP
Households	97	88
Average amount per recipient	\$119	\$222
Total monthly distribution	\$29,324	\$38,124

*The Family Independence Temporary Assistance Program (FITAP) provides cash assistance to very low-income families with children who meet specific criteria.

*The Kinship Care Subsidy Program (KCSP) provides cash assistance to qualifying relatives who are caring for one or more children in the absence of the children's parents.

FOOD ASSISTANCE



SNAP recipients

29,673



SNAP retailers

143



Households receiving SNAP*

13,436



Monthly benefits redeemed at district retailers

\$5,140,937



Total monthly benefits

\$4,898,121

*The Supplemental Nutrition Assistance Program (SNAP, also called Food Stamps) provides food assistance benefits to people and families with low incomes.