

# BY THE NUMBERS



## DEMOGRAPHICS



Population

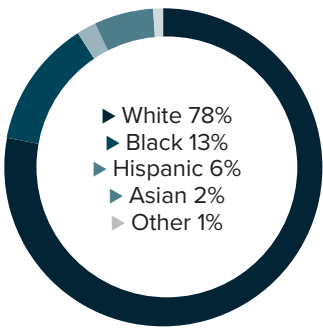
**258,111**



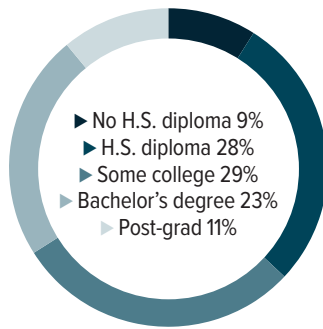
Number of households

**93,589**

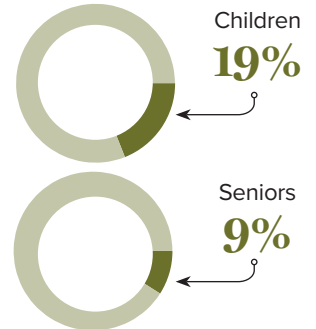
Racial distribution



Education level



Poverty rates



## ECONOMY



Median household income

**\$65,392**



Median value of owner-occupied housing

**\$228,800**

## HIGHER EDUCATION



Number of students receiving TOPS

**442**

TOPS breakdown

Opportunity	<b>221</b>	Tech	<b>29</b>
Honors	<b>84</b>	Performance	<b>108</b>

Number of students receiving GO Grants

**324**

**SCHOOL BOARD ASSOCIATIONS:**  
ST. TAMMANY PARISH PUBLIC SCHOOLS

# BY THE NUMBERS



## DEMOGRAPHICS



Population

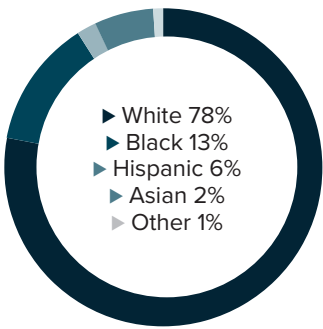
**258,111**



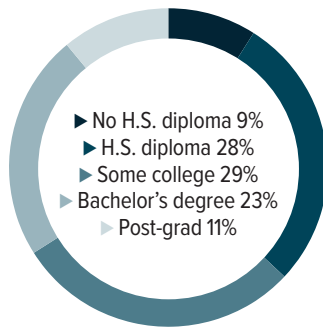
Number of households

**93,589**

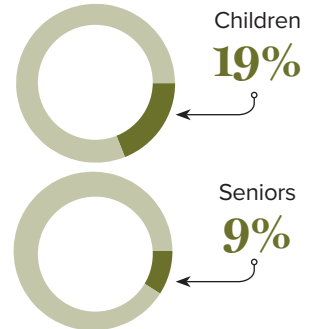
Racial distribution



Education level



Poverty rates



## ECONOMY



Median household income

**\$65,392**



Median value of owner-occupied housing

**\$228,800**

## HIGHER EDUCATION



Number of students receiving TOPS

**442**

TOPS breakdown

Opportunity	<b>221</b>	Tech	<b>29</b>
Honors	<b>84</b>	Performance	<b>108</b>

Number of students receiving GO Grants

**324**

**SCHOOL BOARD ASSOCIATIONS:**  
ST. TAMMANY PARISH PUBLIC SCHOOLS