

# BY THE NUMBERS

## DEMOGRAPHICS



Population

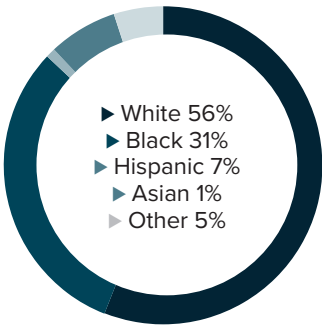
**51,734**



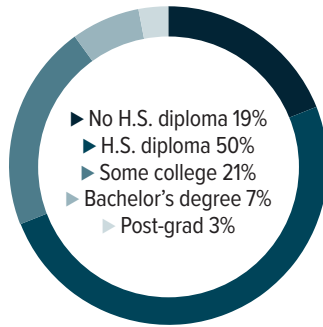
Number of households

**19,740**

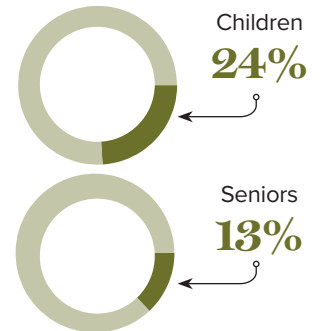
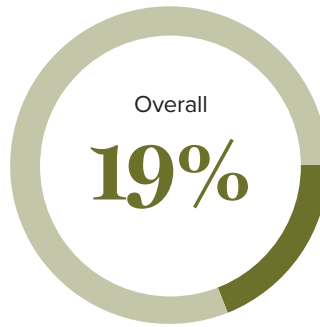
### Racial distribution



### Education level



### Poverty rates



## ECONOMY



Median household income

**\$40,485**



Median value of owner-occupied housing

**\$106,200**

## HIGHER EDUCATION



Number of students receiving TOPS

**4,020**

### TOPS breakdown

Opportunity	<b>1,737</b>	Tech	<b>65</b>
Honors	<b>1,181</b>	Performance	<b>1,037</b>

Number of students receiving GO Grants

**1,096**

**SCHOOL BOARD ASSOCIATIONS:**  
ST. MARY PARISH SCHOOLS

## WORKING FAMILY TAX CREDITS



People filing for EITC\*

**6,550**



State EITC impact

**\$994,150**



Tax filers receiving EITC

**31.4%**



Average state EITC

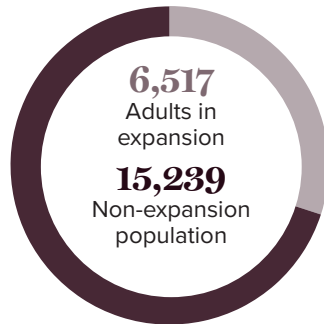
**\$152**

\*The Earned Income Tax Credit (EITC) is a benefit for working people with low to moderate income. To qualify, you must meet certain requirements and file a tax return, even if you do not owe any tax or are not required to file.

## MEDICAID

Total people receiving Medicaid

**21,756**



## CASH ASSISTANCE

	FITAP	KCSP
Households	<b>36</b>	<b>17</b>
Average amount per recipient	<b>\$83</b>	<b>\$222</b>
Total monthly distribution	<b>\$7,697</b>	<b>\$6,882</b>

\*The Family Independence Temporary Assistance Program (FITAP) provides cash assistance to very low-income families with children who meet specific criteria.

\*The Kinship Care Subsidy Program (KCSP) provides cash assistance to qualifying relatives who are caring for one or more children in the absence of the children's parents.

## FOOD ASSISTANCE



SNAP recipients

**11,687**



SNAP retailers

**164**



Households receiving SNAP\*

**5,349**



Monthly benefits redeemed at district retailers

**\$5,050,382**



Total monthly benefits

**\$2,039,800**

\*The Supplemental Nutrition Assistance Program (SNAP, also called Food Stamps) provides food assistance benefits to people and families with low incomes.