

BY THE NUMBERS



DEMOGRAPHICS

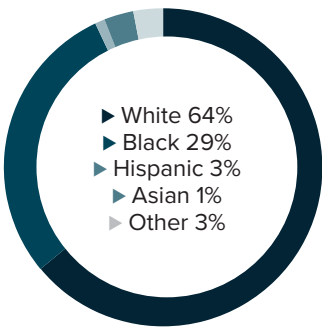


Population
53,752

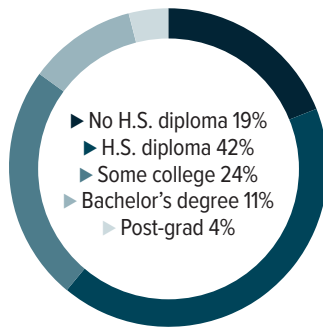


Number of households
19,556

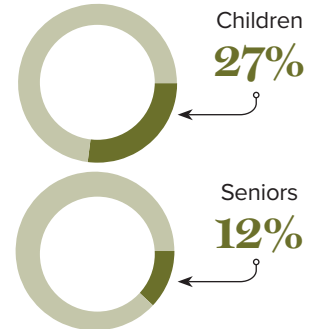
Racial distribution



Education level



Poverty rates



ECONOMY



Median household income
\$47,974



Median value of owner-occupied housing
\$121,500

HIGHER EDUCATION



Number of students receiving TOPS
662

TOPS breakdown

Opportunity	316	Tech	36
Honors	131	Performance	179

Number of students receiving GO Grants **304**

SCHOOL BOARD ASSOCIATIONS:
ST. MARTIN PARISH SCHOOL DISTRICT

WORKING FAMILY TAX CREDITS



People filing for EITC*

6,800



State EITC impact

\$978,100



Tax filers receiving EITC

29.6%



Average state EITC

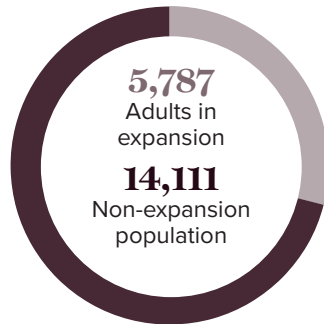
\$144

*The Earned Income Tax Credit (EITC) is a benefit for working people with low to moderate income. To qualify, you must meet certain requirements and file a tax return, even if you do not owe any tax or are not required to file.

MEDICAID

Total people receiving Medicaid

19,898



CASH ASSISTANCE

	FITAP	KCSP
Households	29	13
Average amount per recipient	\$81	\$217
Total monthly distribution	\$5,928	\$4,780

*The Family Independence Temporary Assistance Program (FITAP) provides cash assistance to very low-income families with children who meet specific criteria.

*The Kinship Care Subsidy Program (KCSP) provides cash assistance to qualifying relatives who are caring for one or more children in the absence of the children's parents.

FOOD ASSISTANCE



SNAP recipients

10,174



SNAP retailers

56



Households receiving SNAP*

4,533



Monthly benefits redeemed at district retailers

\$1,825,921



Total monthly benefits

\$1,858,675

*The Supplemental Nutrition Assistance Program (SNAP, also called Food Stamps) provides food assistance benefits to people and families with low incomes.