

BY THE NUMBERS



DEMOGRAPHICS

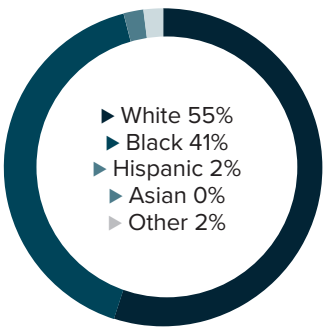


Population
82,764

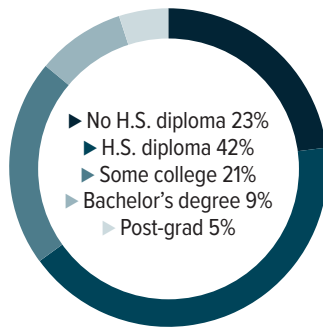


Number of households
29,965

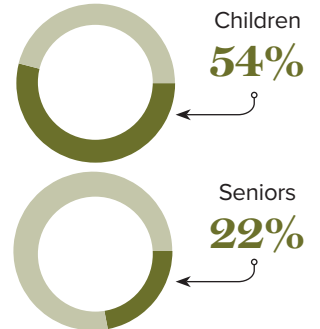
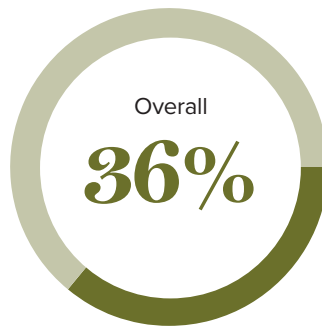
Racial distribution



Education level



Poverty rates



ECONOMY



Median household income
\$32,867



Median value of owner-occupied housing
\$129,200

HIGHER EDUCATION



Number of students receiving TOPS
426

TOPS breakdown

Opportunity	198	Tech	49
Honors	81	Performance	98

Number of students receiving GO Grants

153

SCHOOL BOARD ASSOCIATIONS:
ST. LANDRY PARISH SCHOOL BOARD

WORKING FAMILY TAX CREDITS



People filing for EITC*

11,440



State EITC impact

\$1,711,350



Tax filers receiving EITC

32.7%



Average state EITC

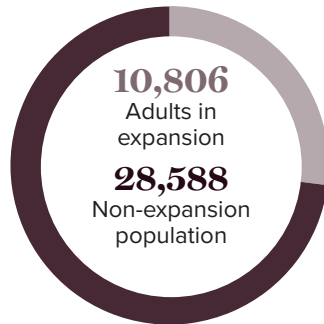
\$150

*The Earned Income Tax Credit (EITC) is a benefit for working people with low to moderate income. To qualify, you must meet certain requirements and file a tax return, even if you do not owe any tax or are not required to file.

MEDICAID

Total people receiving Medicaid

39,394



CASH ASSISTANCE

	FITAP	KCSP
Households	61	51
Average amount per recipient	\$81	\$222
Total monthly distribution	\$13,465	\$23,532

*The Family Independence Temporary Assistance Program (FITAP) provides cash assistance to very low-income families with children who meet specific criteria.

*The Kinship Care Subsidy Program (KCSP) provides cash assistance to qualifying relatives who are caring for one or more children in the absence of the children's parents.

FOOD ASSISTANCE



SNAP recipients

23,114



SNAP retailers

50



Households receiving SNAP*

10,726



Monthly benefits redeemed at district retailers

\$1,627,496



Total monthly benefits

\$3,914,273

*The Supplemental Nutrition Assistance Program (SNAP, also called Food Stamps) provides food assistance benefits to people and families with low incomes.