

# BY THE NUMBERS



## DEMOGRAPHICS



Population

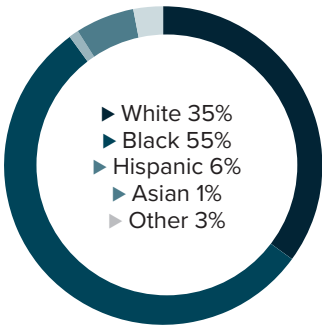
**43,446**




Number of households

**15,418**

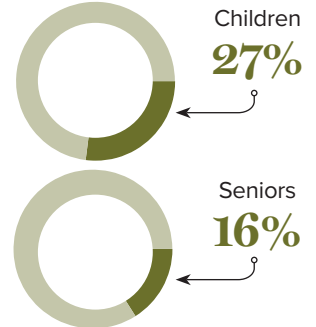
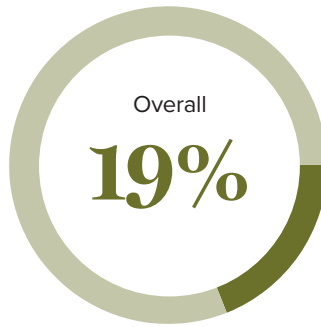
### Racial distribution



### Education level



### Poverty rates



## ECONOMY



Median household income

**\$54,821**



Median value of owner-occupied housing

**\$152,600**

## HIGHER EDUCATION



Number of students receiving TOPS

**948**

### TOPS breakdown

Opportunity	<b>435</b>	Tech	<b>74</b>
Honors	<b>176</b>	Performance	<b>263</b>

Number of students receiving GO Grants

**330**

**SCHOOL BOARD ASSOCIATIONS:**  
ST. JOHN THE BAPTIST PARISH PUBLIC SCHOOLS

## WORKING FAMILY TAX CREDITS



People filing for EITC\*

**5,990**



State EITC impact

**\$912,300**



Tax filers receiving EITC

**30.7%**



Average state EITC

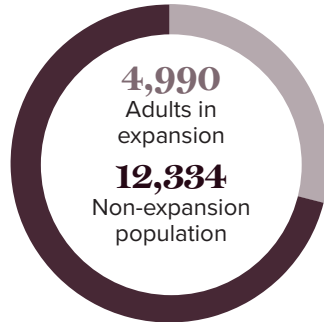
**\$152**

\*The Earned Income Tax Credit (EITC) is a benefit for working people with low to moderate income. To qualify, you must meet certain requirements and file a tax return, even if you do not owe any tax or are not required to file.

## MEDICAID

Total people receiving Medicaid

**17,324**



## CASH ASSISTANCE

	FITAP	KCSP
Households	<b>25</b>	<b>11</b>
Average amount per recipient	<b>\$83</b>	<b>\$222</b>
Total monthly distribution	<b>\$5,366</b>	<b>\$3,996</b>

\*The Family Independence Temporary Assistance Program (FITAP) provides cash assistance to very low-income families with children who meet specific criteria.

\*The Kinship Care Subsidy Program (KCSP) provides cash assistance to qualifying relatives who are caring for one or more children in the absence of the children's parents.

## FOOD ASSISTANCE



SNAP recipients

**9,386**



SNAP retailers

**102**



Households receiving SNAP\*

**4,392**



Monthly benefits redeemed at district retailers

**\$3,824,886**



Total monthly benefits

**\$1,706,600**

\*The Supplemental Nutrition Assistance Program (SNAP, also called Food Stamps) provides food assistance benefits to people and families with low incomes.