

# BY THE NUMBERS



## DEMOGRAPHICS

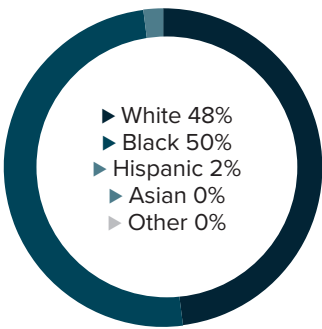


Population  
**21,357**

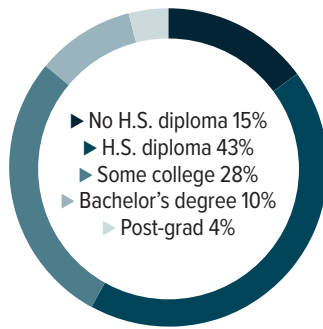


Number of households  
**7,906**

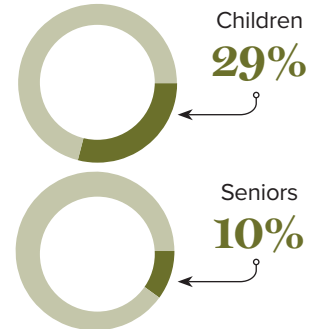
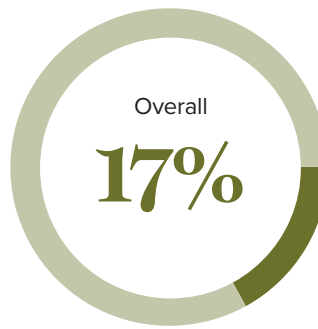
Racial distribution



Education level



Poverty rates



## ECONOMY



Median household income  
**\$50,661**



Median value of owner-occupied housing  
**\$152,500**

## HIGHER EDUCATION



Number of students receiving TOPS  
**211**

TOPS breakdown

Opportunity	<b>93</b>	Tech	<b>9</b>
Honors	<b>48</b>	Performance	<b>61</b>

Number of students receiving GO Grants **100**

**SCHOOL BOARD ASSOCIATIONS:**  
ST. JAMES PARISH SCHOOLS

## WORKING FAMILY TAX CREDITS



People filing for EITC\*

**2,490**



State EITC impact

**\$384,250**



Tax filers receiving EITC

**25.9%**



Average state EITC

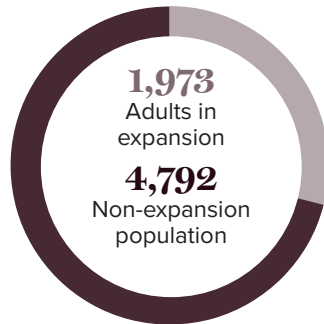
**\$154**

\*The Earned Income Tax Credit (EITC) is a benefit for working people with low to moderate income. To qualify, you must meet certain requirements and file a tax return, even if you do not owe any tax or are not required to file.

## MEDICAID

Total people receiving Medicaid

**6,765**



## CASH ASSISTANCE

	FITAP	KCSP
Households	<b>9</b>	<b>2</b>
Average amount per recipient	<b>\$65</b>	<b>\$222</b>
Total monthly distribution	<b>\$1,943</b>	<b>\$888</b>

\*The Family Independence Temporary Assistance Program (FITAP) provides cash assistance to very low-income families with children who meet specific criteria.

\*The Kinship Care Subsidy Program (KCSP) provides cash assistance to qualifying relatives who are caring for one or more children in the absence of the children's parents.

## FOOD ASSISTANCE



SNAP recipients

**3,706**



SNAP retailers

**20**



Households receiving SNAP\*

**1,664**



Monthly benefits redeemed at district retailers

**\$437,453**



Total monthly benefits

**\$633,078**

\*The Supplemental Nutrition Assistance Program (SNAP, also called Food Stamps) provides food assistance benefits to people and families with low incomes.