

BY THE NUMBERS

DEMOGRAPHICS



Population

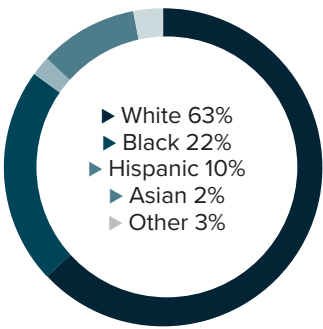
45,694



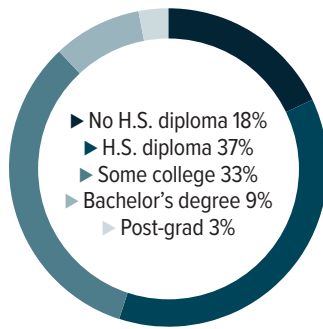
Number of households

15,029

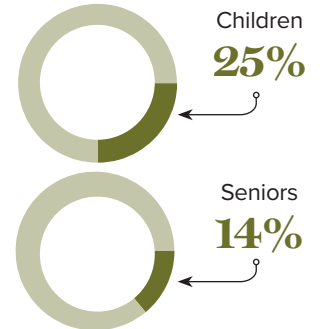
Racial distribution



Education level



Poverty rates



ECONOMY



Median household income

\$46,011



Median value of owner-occupied housing

\$142,400

HIGHER EDUCATION



Number of students receiving TOPS

340

TOPS breakdown

Opportunity	152	Tech	26
Honors	69	Performance	93

Number of students receiving GO Grants

239

SCHOOL BOARD ASSOCIATIONS:
ST. BERNARD PARISH SCHOOL DISTRICT

WORKING FAMILY TAX CREDITS



People filing for EITC*

5,590



State EITC impact

\$826,300



Tax filers receiving EITC

32.7%



Average state EITC

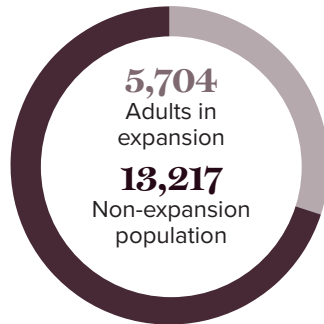
\$148

*The Earned Income Tax Credit (EITC) is a benefit for working people with low to moderate income. To qualify, you must meet certain requirements and file a tax return, even if you do not owe any tax or are not required to file.

MEDICAID

Total people receiving Medicaid

18,921



CASH ASSISTANCE

	FITAP	KCSP
Households	19	33
Average amount per recipient	\$83	\$219
Total monthly distribution	\$3,986	\$14,208

*The Family Independence Temporary Assistance Program (FITAP) provides cash assistance to very low-income families with children who meet specific criteria.

*The Kinship Care Subsidy Program (KCSP) provides cash assistance to qualifying relatives who are caring for one or more children in the absence of the children's parents.

FOOD ASSISTANCE



SNAP recipients

9,807



SNAP retailers

55



Households receiving SNAP*

4,381



Monthly benefits redeemed at district retailers

\$2,275,455



Total monthly benefits

\$1,718,550

*The Supplemental Nutrition Assistance Program (SNAP, also called Food Stamps) provides food assistance benefits to people and families with low incomes.