

# BY THE NUMBERS

## DEMOGRAPHICS



Population

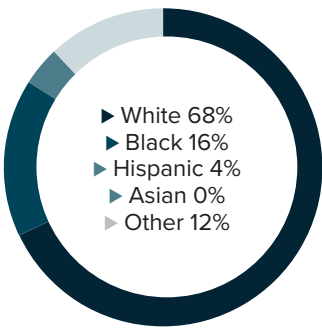
**24,088**



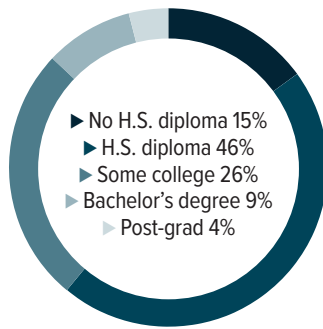
Number of households

**9,185**

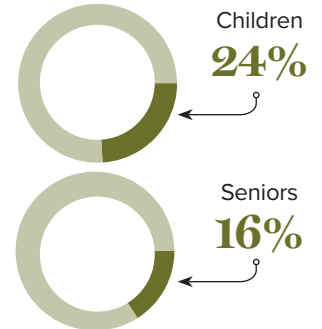
Racial distribution



Education level



Poverty rates



## ECONOMY



Median household income

**\$39,465**



Median value of owner-occupied housing

**\$92,300**

## HIGHER EDUCATION



Number of students receiving TOPS

**269**

TOPS breakdown

Opportunity	<b>114</b>	Tech	<b>34</b>
Honors	<b>31</b>	Performance	<b>90</b>

Number of students receiving GO Grants

**93**

**SCHOOL BOARD ASSOCIATIONS:**  
SABINE PARISH SCHOOL DISTRICT

## WORKING FAMILY TAX CREDITS



People filing for EITC\*

**2,360**



State EITC impact

**\$313,850**



Tax filers receiving EITC

**26.9%**



Average state EITC

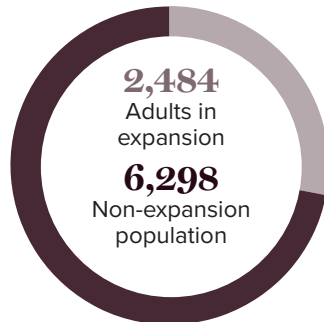
**\$133**

\*The Earned Income Tax Credit (EITC) is a benefit for working people with low to moderate income. To qualify, you must meet certain requirements and file a tax return, even if you do not owe any tax or are not required to file.

## MEDICAID

Total people receiving Medicaid

**8,782**



## CASH ASSISTANCE

	FITAP	KCSP
Households	<b>10</b>	<b>12</b>
Average amount per recipient	<b>\$77</b>	<b>\$222</b>
Total monthly distribution	<b>\$2,162</b>	<b>\$6,438</b>

\*The Family Independence Temporary Assistance Program (FITAP) provides cash assistance to very low-income families with children who meet specific criteria.

\*The Kinship Care Subsidy Program (KCSP) provides cash assistance to qualifying relatives who are caring for one or more children in the absence of the children's parents.

## FOOD ASSISTANCE



SNAP recipients

**4,566**



SNAP retailers

**19**



Households receiving SNAP\*

**1,972**



Monthly benefits redeemed at district retailers

**\$666,079**



Total monthly benefits

**\$804,281**

\*The Supplemental Nutrition Assistance Program (SNAP, also called Food Stamps) provides food assistance benefits to people and families with low incomes.