

BY THE NUMBERS

DEMOGRAPHICS

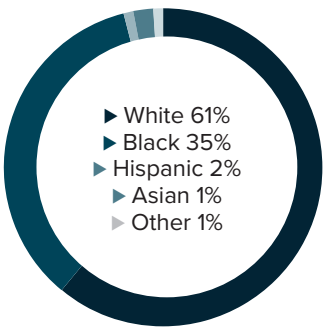


Population
20,474

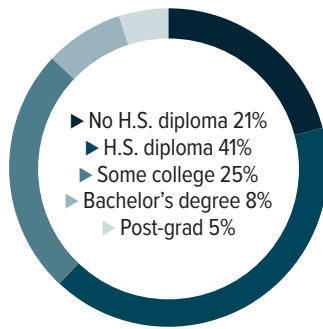


Number of households
7,391

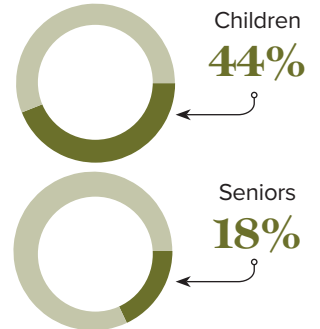
Racial distribution



Education level



Poverty rates



ECONOMY



Median household income
\$34,422



Median value of owner-occupied housing
\$87,200

HIGHER EDUCATION



Number of students receiving TOPS
224

TOPS breakdown

| | | | |
|-------------|------------|-------------|-----------|
| Opportunity | 117 | Tech | 17 |
| Honors | 31 | Performance | 59 |

Number of students receiving GO Grants

86

SCHOOL BOARD ASSOCIATIONS:
RICHLAND PARISH SCHOOLS

WORKING FAMILY TAX CREDITS



People filing for EITC*

2,700



State EITC impact

\$406,400



Tax filers receiving EITC

33.6%



Average state EITC

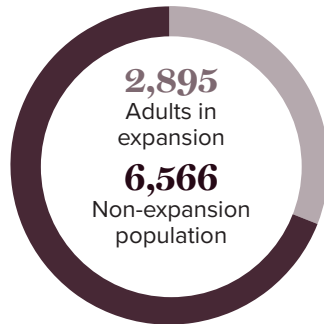
\$151

*The Earned Income Tax Credit (EITC) is a benefit for working people with low to moderate income. To qualify, you must meet certain requirements and file a tax return, even if you do not owe any tax or are not required to file.

MEDICAID

Total people receiving Medicaid

9,461



CASH ASSISTANCE

| | FITAP | KCSP |
|------------------------------|----------------|----------------|
| Households | 12 | 11 |
| Average amount per recipient | \$75 | \$222 |
| Total monthly distribution | \$2,476 | \$4,884 |

*The Family Independence Temporary Assistance Program (FITAP) provides cash assistance to very low-income families with children who meet specific criteria.

*The Kinship Care Subsidy Program (KCSP) provides cash assistance to qualifying relatives who are caring for one or more children in the absence of the children's parents.

FOOD ASSISTANCE



SNAP recipients

5,065



SNAP retailers

25



Households receiving SNAP*

2,310



Monthly benefits redeemed at district retailers

\$768,550



Total monthly benefits

\$874,156

*The Supplemental Nutrition Assistance Program (SNAP, also called Food Stamps) provides food assistance benefits to people and families with low incomes.