

# BY THE NUMBERS

## DEMOGRAPHICS

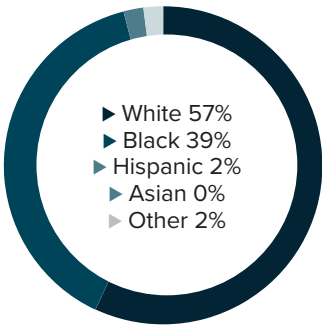


Population  
**8,618**




Number of households  
**3,334**

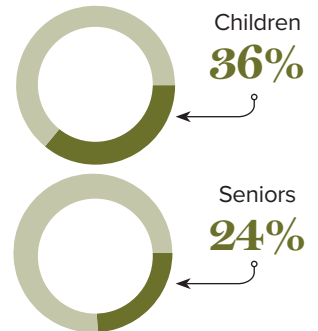
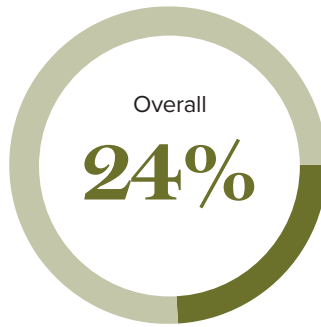
Racial distribution



Education level



Poverty rates



## ECONOMY



Median household income  
**\$33,446**



Median value of owner-occupied housing  
**\$80,800**

## HIGHER EDUCATION



Number of students receiving TOPS  
**72**

TOPS breakdown

Opportunity	<b>35</b>	Tech	<b>15</b>
Honors	<b>4</b>	Performance	<b>18</b>

Number of students receiving GO Grants **50**

**SCHOOL BOARD ASSOCIATIONS:**  
RED RIVER PARISH PUBLIC SCHOOLS

## WORKING FAMILY TAX CREDITS



People filing for EITC\*

**1,140**



State EITC impact

**\$166,500**



Tax filers receiving EITC

**35.0%**



Average state EITC

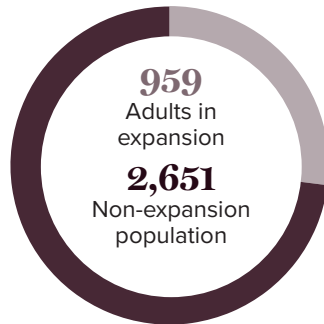
**\$146**

\*The Earned Income Tax Credit (EITC) is a benefit for working people with low to moderate income. To qualify, you must meet certain requirements and file a tax return, even if you do not owe any tax or are not required to file.

## MEDICAID

Total people receiving Medicaid

**3,610**



## CASH ASSISTANCE

	FITAP	KCSP
Households	<b>5</b>	<b>6</b>
Average amount per recipient	<b>\$82</b>	<b>\$222</b>
Total monthly distribution	<b>\$1,063</b>	<b>\$2,442</b>

\*The Family Independence Temporary Assistance Program (FITAP) provides cash assistance to very low-income families with children who meet specific criteria.

\*The Kinship Care Subsidy Program (KCSP) provides cash assistance to qualifying relatives who are caring for one or more children in the absence of the children's parents.

## FOOD ASSISTANCE



SNAP recipients

**2,273**



SNAP retailers

**9**



Households receiving SNAP\*

**971**



Monthly benefits redeemed at district retailers

**\$172,592**



Total monthly benefits

**\$384,448**

\*The Supplemental Nutrition Assistance Program (SNAP, also called Food Stamps) provides food assistance benefits to people and families with low incomes.