

BY THE NUMBERS



DEMOGRAPHICS



Population

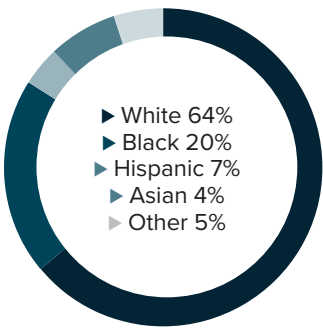
23,373



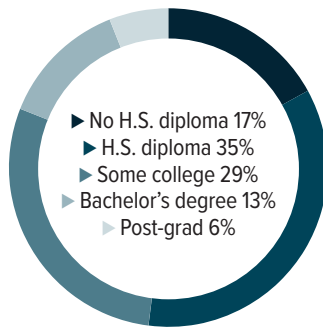
Number of households

8,817

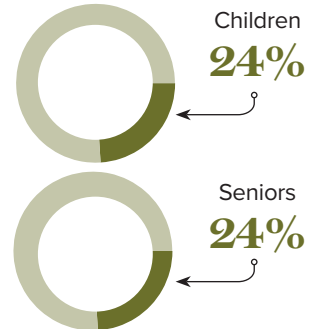
Racial distribution



Education level



Poverty rates



ECONOMY



Median household income

\$52,386



Median value of owner-occupied housing

\$173,200

HIGHER EDUCATION



Number of students receiving TOPS

294

TOPS breakdown

Opportunity	130	Tech	23
Honors	69	Performance	72

Number of students receiving GO Grants

123

SCHOOL BOARD ASSOCIATIONS:
PLAQUEMINES PARISH SCHOOL BOARD

WORKING FAMILY TAX CREDITS



People filing for EITC*

2,380



State EITC impact

\$320,750



Tax filers receiving EITC

23.3%



Average state EITC

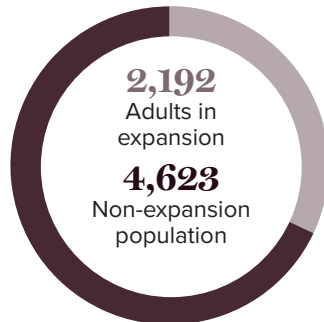
\$135

*The Earned Income Tax Credit (EITC) is a benefit for working people with low to moderate income. To qualify, you must meet certain requirements and file a tax return, even if you do not owe any tax or are not required to file.

MEDICAID

Total people receiving Medicaid

6,815



CASH ASSISTANCE

	FITAP	KCSP
Households	5	0
Average amount per recipient	\$96	\$0
Total monthly distribution	\$860	\$0

*The Family Independence Temporary Assistance Program (FITAP) provides cash assistance to very low-income families with children who meet specific criteria.

*The Kinship Care Subsidy Program (KCSP) provides cash assistance to qualifying relatives who are caring for one or more children in the absence of the children's parents.

FOOD ASSISTANCE



SNAP recipients

3,066



SNAP retailers

17



Households receiving SNAP*

1,294



Monthly benefits redeemed at district retailers

\$243,952



Total monthly benefits

\$535,598

*The Supplemental Nutrition Assistance Program (SNAP, also called Food Stamps) provides food assistance benefits to people and families with low incomes.