

BY THE NUMBERS

DEMOGRAPHICS



Population

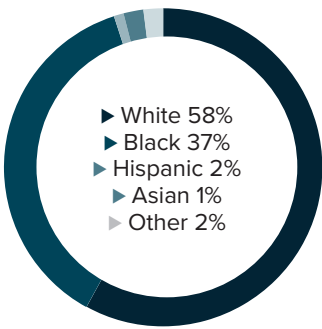
154,475



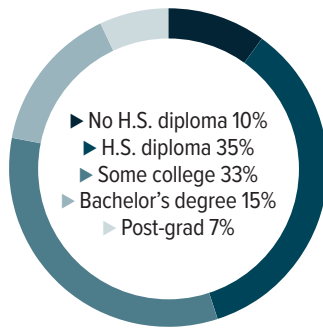
Number of households

55,599

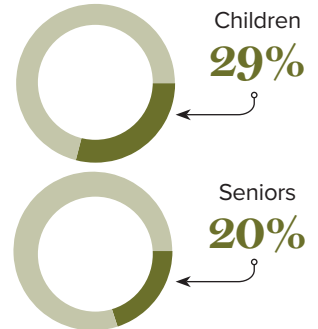
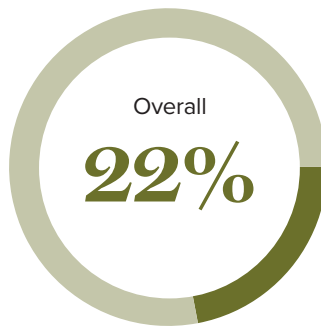
Racial distribution



Education level



Poverty rates



ECONOMY



Median household income

\$44,059



Median value of owner-occupied housing

\$163,500

HIGHER EDUCATION



Number of students receiving TOPS

2,200

TOPS breakdown

Opportunity	959	Tech	110
Honors	497	Performance	634

Number of students receiving GO Grants

872

SCHOOL BOARD ASSOCIATIONS:

OUACHITA PARISH SCHOOLS, MONROE CITY SCHOOLS

WORKING FAMILY TAX CREDITS



People filing for EITC*

20,190



State EITC impact

\$3,027,500



Tax filers receiving EITC

31.2%



Average state EITC

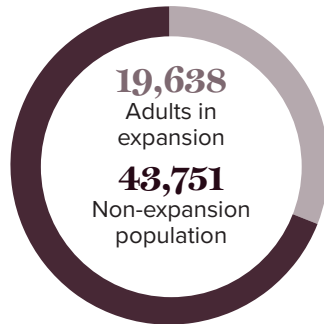
\$150

*The Earned Income Tax Credit (EITC) is a benefit for working people with low to moderate income. To qualify, you must meet certain requirements and file a tax return, even if you do not owe any tax or are not required to file.

MEDICAID

Total people receiving Medicaid

63,389



CASH ASSISTANCE

	FITAP	KCSP
Households	144	68
Average amount per recipient	\$83	\$222
Total monthly distribution	\$30,276	\$32,190

*The Family Independence Temporary Assistance Program (FITAP) provides cash assistance to very low-income families with children who meet specific criteria.

*The Kinship Care Subsidy Program (KCSP) provides cash assistance to qualifying relatives who are caring for one or more children in the absence of the children's parents.

FOOD ASSISTANCE



SNAP recipients

35,019



SNAP retailers

144



Households receiving SNAP*

16,339



Monthly benefits redeemed at district retailers

\$6,581,540



Total monthly benefits

\$6,150,605

*The Supplemental Nutrition Assistance Program (SNAP, also called Food Stamps) provides food assistance benefits to people and families with low incomes.