

BY THE NUMBERS



DEMOGRAPHICS



Population

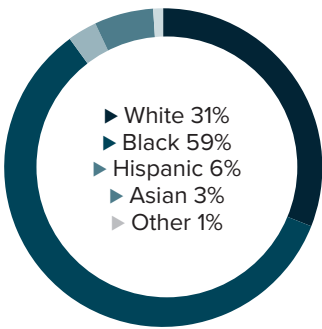
391,006



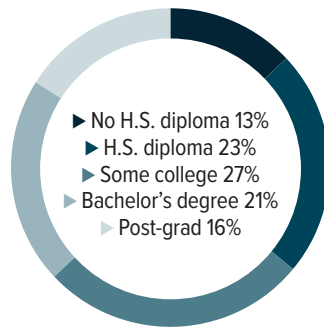
Number of households

155,104

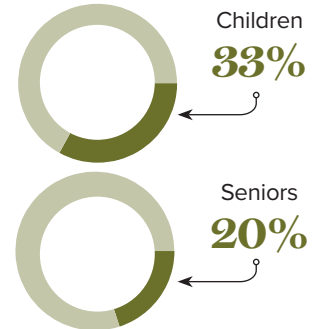
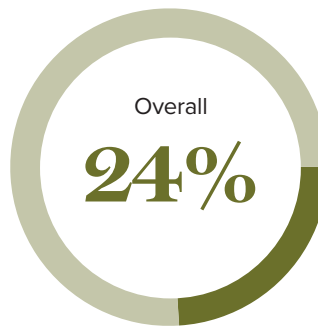
Racial distribution



Education level



Poverty rates



ECONOMY



Median household income

\$38,423



Median value of owner-occupied housing

\$242,900

HIGHER EDUCATION



Number of students receiving TOPS

4,734

TOPS breakdown

Opportunity	2,242	Tech	110
Honors	1,350	Performance	1,032

Number of students receiving GO Grants

2,519

SCHOOL BOARD ASSOCIATIONS:
NOLA PUBLIC SCHOOLS

WORKING FAMILY TAX CREDITS



People filing for EITC*

46,780



State EITC impact

\$6,606,800



Tax filers receiving EITC

29.1%



Average state EITC

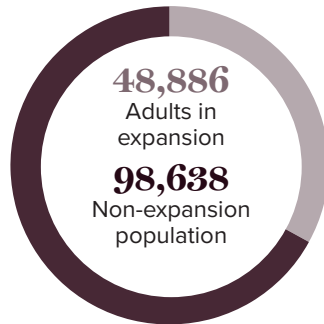
\$141

*The Earned Income Tax Credit (EITC) is a benefit for working people with low to moderate income. To qualify, you must meet certain requirements and file a tax return, even if you do not owe any tax or are not required to file.

MEDICAID

Total people receiving Medicaid

147,524



CASH ASSISTANCE

	FITAP	KCSP
Households	253	132
Average amount per recipient	\$84	\$221
Total monthly distribution	\$48,456	\$55,688

*The Family Independence Temporary Assistance Program (FITAP) provides cash assistance to very low-income families with children who meet specific criteria.

*The Kinship Care Subsidy Program (KCSP) provides cash assistance to qualifying relatives who are caring for one or more children in the absence of the children's parents.

FOOD ASSISTANCE



SNAP recipients

82,071



SNAP retailers

297



Households receiving SNAP*

42,643



Monthly benefits redeemed at district retailers

\$10,450,007



Total monthly benefits

\$14,660,121

*The Supplemental Nutrition Assistance Program (SNAP, also called Food Stamps) provides food assistance benefits to people and families with low incomes.