

# BY THE NUMBERS



## DEMOGRAPHICS

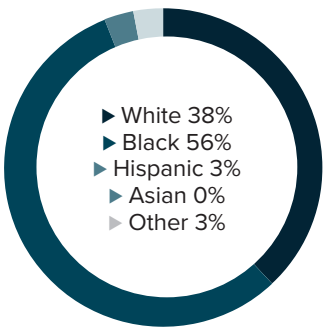


Population  
**18,080**

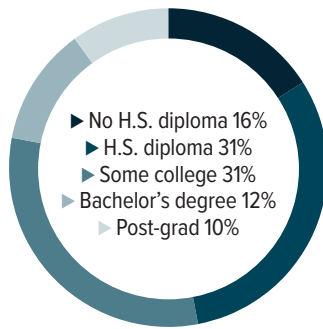


Number of households  
**6,260**

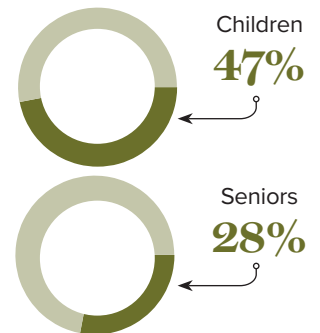
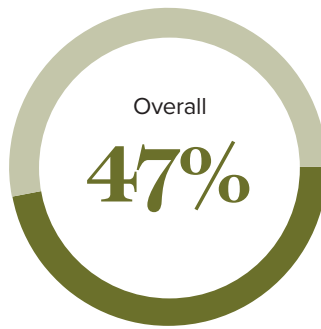
Racial distribution



Education level



Poverty rates



## ECONOMY



Median household income  
**\$21,854**



Median value of owner-occupied housing  
**\$156,000**

## HIGHER EDUCATION



Number of students receiving TOPS  
**544**

TOPS breakdown

Opportunity	<b>202</b>	Tech	<b>26</b>
Honors	<b>191</b>	Performance	<b>125</b>

Number of students receiving GO Grants **308**

**SCHOOL BOARD ASSOCIATIONS:**  
NATCHITOCHEs PARISH SCHOOL BOARD

## WORKING FAMILY TAX CREDITS



People filing for EITC\*

**4,470**



State EITC impact

**\$635,750**



Tax filers receiving EITC

**30.0%**



Average state EITC

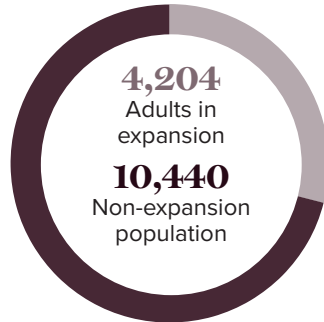
**\$142**

\*The Earned Income Tax Credit (EITC) is a benefit for working people with low to moderate income. To qualify, you must meet certain requirements and file a tax return, even if you do not owe any tax or are not required to file.

## MEDICAID

Total people receiving Medicaid

**14,644**



## CASH ASSISTANCE

	FITAP	KCSP
Households	<b>22</b>	<b>17</b>
Average amount per recipient	<b>\$74</b>	<b>\$222</b>
Total monthly distribution	<b>\$5,371</b>	<b>\$6,882</b>

\*The Family Independence Temporary Assistance Program (FITAP) provides cash assistance to very low-income families with children who meet specific criteria.

\*The Kinship Care Subsidy Program (KCSP) provides cash assistance to qualifying relatives who are caring for one or more children in the absence of the children's parents.

## FOOD ASSISTANCE



SNAP recipients

**8,297**



SNAP retailers

**32**



Households receiving SNAP\*

**3,994**



Monthly benefits redeemed at district retailers

**\$1,449,692**



Total monthly benefits

**\$1,428,386**

\*The Supplemental Nutrition Assistance Program (SNAP, also called Food Stamps) provides food assistance benefits to people and families with low incomes.