

# BY THE NUMBERS

## DEMOGRAPHICS

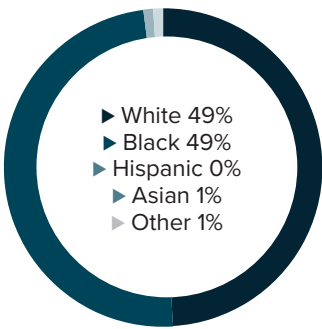


Population  
**25,992**

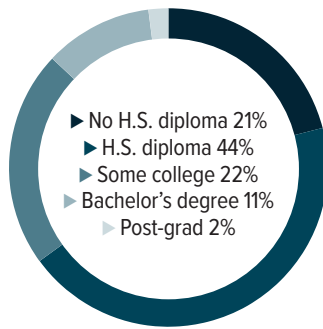


Number of households  
**9,758**

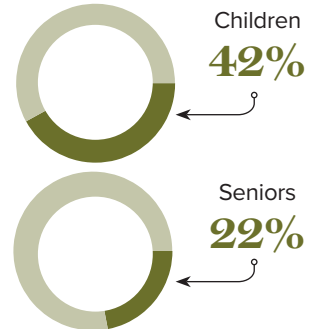
Racial distribution



Education level



Poverty rates



## ECONOMY



Median household income  
**\$33,333**



Median value of owner-occupied housing  
**\$90,900**

## HIGHER EDUCATION



Number of students receiving TOPS  
**128**

TOPS breakdown

Opportunity	<b>64</b>	Tech	<b>12</b>
Honors	<b>17</b>	Performance	<b>35</b>

Number of students receiving GO Grants

**149**

**SCHOOL BOARD ASSOCIATIONS:  
MOREHOUSE PARISH SCHOOLS**

## WORKING FAMILY TAX CREDITS



People filing for EITC\*

**4,040**



State EITC impact

**\$612,800**



Tax filers receiving EITC

**38.1%**



Average state EITC

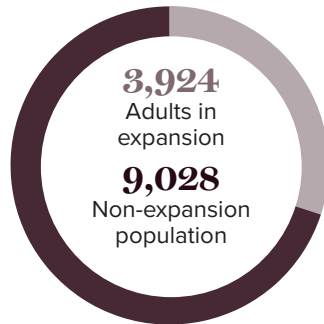
**\$152**

\*The Earned Income Tax Credit (EITC) is a benefit for working people with low to moderate income. To qualify, you must meet certain requirements and file a tax return, even if you do not owe any tax or are not required to file.

## MEDICAID

Total people receiving Medicaid

**12,952**



## CASH ASSISTANCE

	FITAP	KCSP
Households	<b>55</b>	<b>19</b>
Average amount per recipient	<b>\$85</b>	<b>\$222</b>
Total monthly distribution	<b>\$10,997</b>	<b>\$6,882</b>

\*The Family Independence Temporary Assistance Program (FITAP) provides cash assistance to very low-income families with children who meet specific criteria.

\*The Kinship Care Subsidy Program (KCSP) provides cash assistance to qualifying relatives who are caring for one or more children in the absence of the children's parents.

## FOOD ASSISTANCE



SNAP recipients

**7,445**



SNAP retailers

**24**



Households receiving SNAP\*

**3,640**



Monthly benefits redeemed at district retailers

**\$1,146,755**



Total monthly benefits

**\$1,273,909**

\*The Supplemental Nutrition Assistance Program (SNAP, also called Food Stamps) provides food assistance benefits to people and families with low incomes.