

# BY THE NUMBERS



## DEMOGRAPHICS

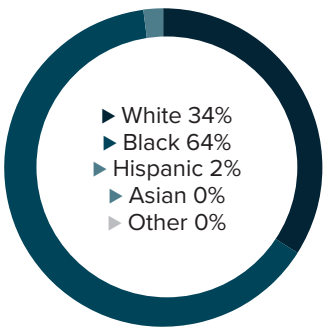


Population  
**11,472**

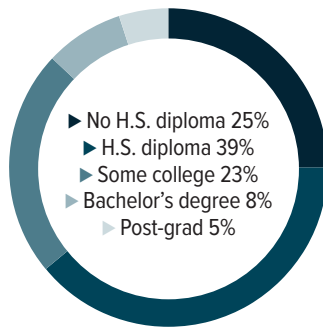


Number of households  
**3,943**

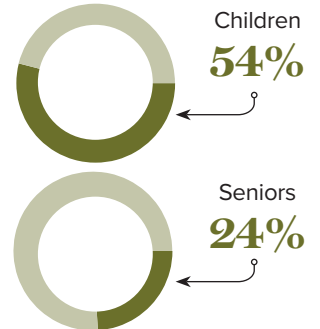
### Racial distribution



### Education level



### Poverty rates



## ECONOMY



Median household income  
**\$27,810**



Median value of owner-occupied housing  
**\$65,500**

## HIGHER EDUCATION



Number of students receiving TOPS  
**49**

### TOPS breakdown

Opportunity	<b>35</b>	Tech	<b>0</b>
Honors	<b>6</b>	Performance	<b>8</b>

Number of students receiving GO Grants **60**

**SCHOOL BOARD ASSOCIATIONS:**  
MADISON PARISH SCHOOL DISTRICT

## WORKING FAMILY TAX CREDITS



People filing for EITC\*

**1,840**



State EITC impact

**\$303,550**



Tax filers receiving EITC

**46.5%**



Average state EITC

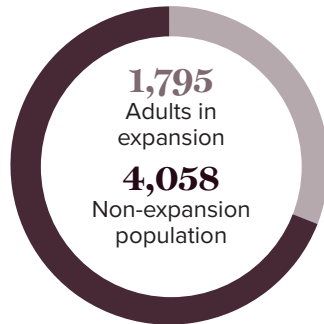
**\$165**

\*The Earned Income Tax Credit (EITC) is a benefit for working people with low to moderate income. To qualify, you must meet certain requirements and file a tax return, even if you do not owe any tax or are not required to file.

## MEDICAID

Total people receiving Medicaid

**5,853**



## CASH ASSISTANCE

	FITAP	KCSP
Households	<b>20</b>	<b>8</b>
Average amount per recipient	<b>\$76</b>	<b>\$222</b>
Total monthly distribution	<b>\$4,789</b>	<b>\$3,330</b>

\*The Family Independence Temporary Assistance Program (FITAP) provides cash assistance to very low-income families with children who meet specific criteria.

\*The Kinship Care Subsidy Program (KCSP) provides cash assistance to qualifying relatives who are caring for one or more children in the absence of the children's parents.

## FOOD ASSISTANCE



SNAP recipients

**3,453**



SNAP retailers

**9**



Households receiving SNAP\*

**1,507**



Monthly benefits redeemed at district retailers

**\$333,250**



Total monthly benefits

**\$602,030**

\*The Supplemental Nutrition Assistance Program (SNAP, also called Food Stamps) provides food assistance benefits to people and families with low incomes.