

BY THE NUMBERS



DEMOGRAPHICS



Population

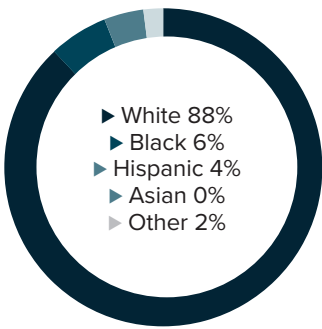
139,567



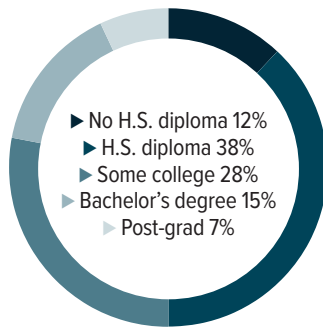
Number of households

49,084

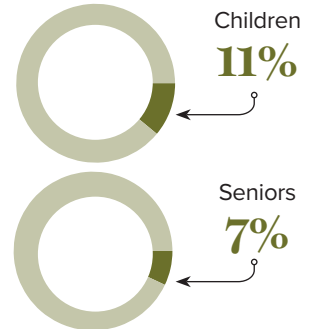
Racial distribution



Education level



Poverty rates



ECONOMY



Median household income

\$64,067



Median value of owner-occupied housing

\$170,100

HIGHER EDUCATION



Number of students receiving TOPS

1,931

TOPS breakdown

Opportunity	942	Tech	85
Honors	404	Performance	500

Number of students receiving GO Grants

516

SCHOOL BOARD ASSOCIATIONS:
LIVINGSTON PARISH PUBLIC SCHOOLS

WORKING FAMILY TAX CREDITS



People filing for EITC*

11,290



State EITC impact

\$1,449,800



Tax filers receiving EITC

19.8%



Average state EITC

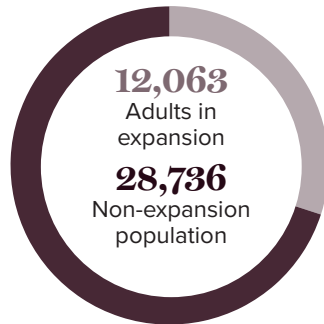
\$128

*The Earned Income Tax Credit (EITC) is a benefit for working people with low to moderate income. To qualify, you must meet certain requirements and file a tax return, even if you do not owe any tax or are not required to file.

MEDICAID

Total people receiving Medicaid

40,799



CASH ASSISTANCE

	FITAP	KCSP
Households	39	43
Average amount per recipient	\$83	\$222
Total monthly distribution	\$7,426	\$17,094

*The Family Independence Temporary Assistance Program (FITAP) provides cash assistance to very low-income families with children who meet specific criteria.

*The Kinship Care Subsidy Program (KCSP) provides cash assistance to qualifying relatives who are caring for one or more children in the absence of the children's parents.

FOOD ASSISTANCE



SNAP recipients

17,462



SNAP retailers

106



Households receiving SNAP*

7,932



Monthly benefits redeemed at district retailers

\$3,192,847



Total monthly benefits

\$3,135,871

*The Supplemental Nutrition Assistance Program (SNAP, also called Food Stamps) provides food assistance benefits to people and families with low incomes.