

BY THE NUMBERS

DEMOGRAPHICS



Population

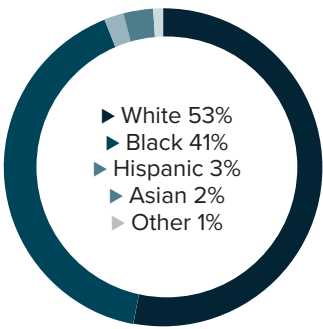
47,356



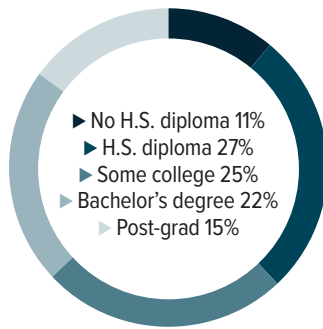
Number of households

17,551

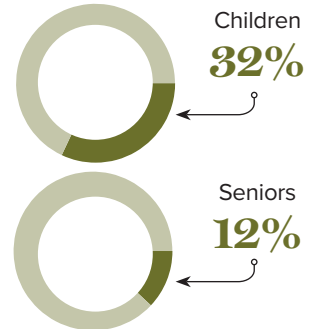
Racial distribution



Education level



Poverty rates



ECONOMY



Median household income

\$34,154



Median value of owner-occupied housing

\$150,600

HIGHER EDUCATION



Number of students receiving TOPS

540

TOPS breakdown

Opportunity	203	Tech	25
Honors	177	Performance	135

Number of students receiving GO Grants

306

SCHOOL BOARD ASSOCIATIONS:
LINCOLN PARISH SCHOOLS

WORKING FAMILY TAX CREDITS



People filing for EITC*

4,520



State EITC impact

\$614,500



Tax filers receiving EITC

25.8%



Average state EITC

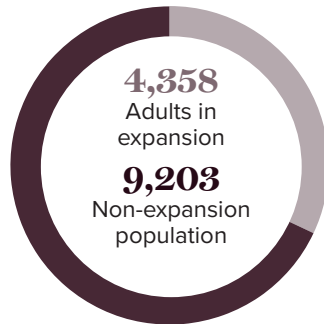
\$136

*The Earned Income Tax Credit (EITC) is a benefit for working people with low to moderate income. To qualify, you must meet certain requirements and file a tax return, even if you do not owe any tax or are not required to file.

MEDICAID

Total people receiving Medicaid

13,561



CASH ASSISTANCE

	FITAP	KCSP
Households	32	9
Average amount per recipient	\$82	\$222
Total monthly distribution	\$6,870	\$4,662

*The Family Independence Temporary Assistance Program (FITAP) provides cash assistance to very low-income families with children who meet specific criteria.

*The Kinship Care Subsidy Program (KCSP) provides cash assistance to qualifying relatives who are caring for one or more children in the absence of the children's parents.

FOOD ASSISTANCE



SNAP recipients

7,589



SNAP retailers

33



Households receiving SNAP*

3,818



Monthly benefits redeemed at district retailers

\$1,452,316



Total monthly benefits

\$1,335,250

*The Supplemental Nutrition Assistance Program (SNAP, also called Food Stamps) provides food assistance benefits to people and families with low incomes.