

BY THE NUMBERS

DEMOGRAPHICS



Population

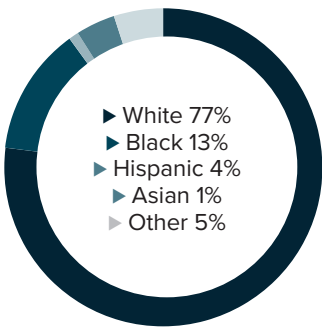
98,115



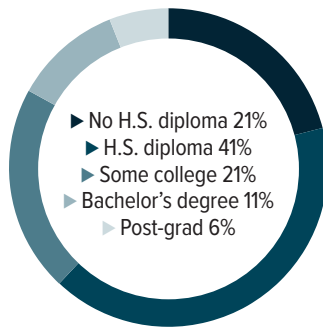
Number of households

35,838

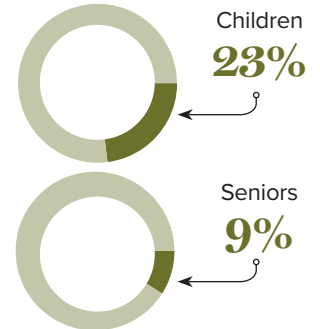
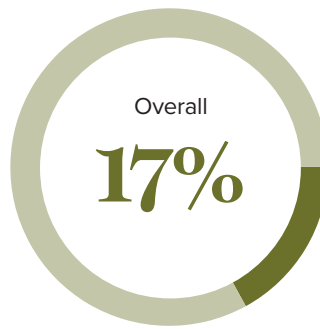
Racial distribution



Education level



Poverty rates



ECONOMY



Median household income

\$50,296



Median value of owner-occupied housing

\$155,000

HIGHER EDUCATION



Number of students receiving TOPS

1,349

TOPS breakdown

Opportunity	544	Tech	98
Honors	317	Performance	390

Number of students receiving GO Grants

499

SCHOOL BOARD ASSOCIATIONS:
LAFOURCHE PARISH SCHOOL DISTRICT

WORKING FAMILY TAX CREDITS



People filing for EITC*

1,250



State EITC impact

\$161,100



Tax filers receiving EITC

24.3%



Average state EITC

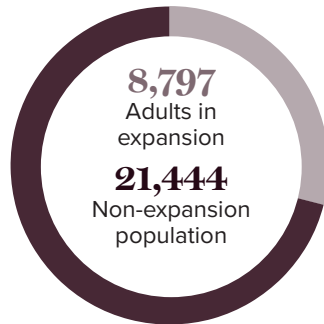
\$129

*The Earned Income Tax Credit (EITC) is a benefit for working people with low to moderate income. To qualify, you must meet certain requirements and file a tax return, even if you do not owe any tax or are not required to file.

MEDICAID

Total people receiving Medicaid

30,241



CASH ASSISTANCE

	FITAP	KCSP
Households	36	14
Average amount per recipient	\$89	\$222
Total monthly distribution	\$6,710	\$4,884

*The Family Independence Temporary Assistance Program (FITAP) provides cash assistance to very low-income families with children who meet specific criteria.

*The Kinship Care Subsidy Program (KCSP) provides cash assistance to qualifying relatives who are caring for one or more children in the absence of the children's parents.

FOOD ASSISTANCE



SNAP recipients

14,960



SNAP retailers

65



Households receiving SNAP*

6,937



Monthly benefits redeemed at district retailers

\$2,730,581



Total monthly benefits

\$2,692,327

*The Supplemental Nutrition Assistance Program (SNAP, also called Food Stamps) provides food assistance benefits to people and families with low incomes.