

BY THE NUMBERS



DEMOGRAPHICS



Population

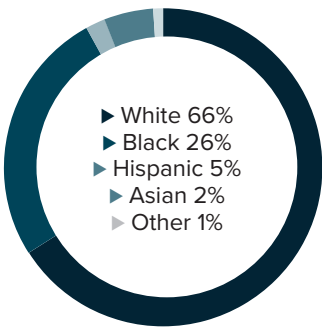
242,782



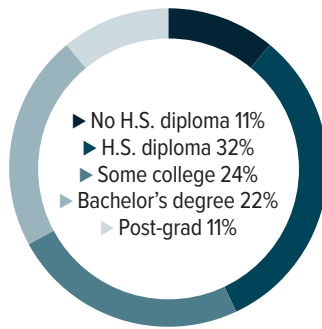
Number of households

94,002

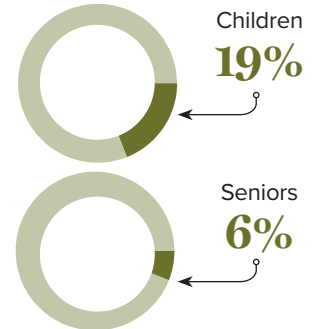
Racial distribution



Education level



Poverty rates



ECONOMY



Median household income

\$60,071



Median value of owner-occupied housing

\$193,500

HIGHER EDUCATION



Number of students receiving TOPS

3,197

TOPS breakdown

Opportunity	1,379	Tech	76
Honors	831	Performance	911

Number of students receiving GO Grants

767

SCHOOL BOARD ASSOCIATIONS:
LAFAYETTE PARISH SCHOOL SYSTEM

WORKING FAMILY TAX CREDITS



People filing for EITC*

8,760



State EITC impact

\$1,182,450



Tax filers receiving EITC

22.1%



Average state EITC

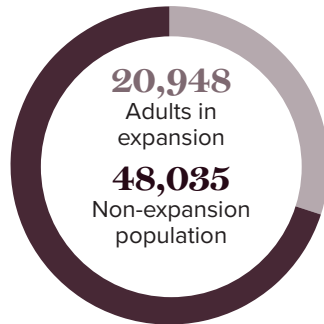
\$135

*The Earned Income Tax Credit (EITC) is a benefit for working people with low to moderate income. To qualify, you must meet certain requirements and file a tax return, even if you do not owe any tax or are not required to file.

MEDICAID

Total people receiving Medicaid

68,983



CASH ASSISTANCE

	FITAP	KCSP
Households	111	73
Average amount per recipient	\$81	\$222
Total monthly distribution	\$23,941	\$31,080

*The Family Independence Temporary Assistance Program (FITAP) provides cash assistance to very low-income families with children who meet specific criteria.

*The Kinship Care Subsidy Program (KCSP) provides cash assistance to qualifying relatives who are caring for one or more children in the absence of the children's parents.

FOOD ASSISTANCE



SNAP recipients

37,404



SNAP retailers

229



Households receiving SNAP*

17,318



Monthly benefits redeemed at district retailers

\$7,846,469



Total monthly benefits

\$6,411,290

*The Supplemental Nutrition Assistance Program (SNAP, also called Food Stamps) provides food assistance benefits to people and families with low incomes.