

BY THE NUMBERS

DEMOGRAPHICS

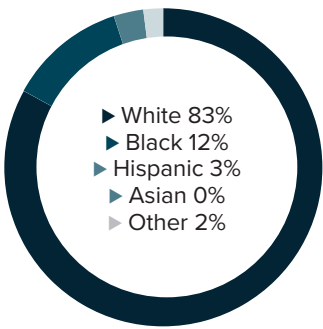


Population
14,949

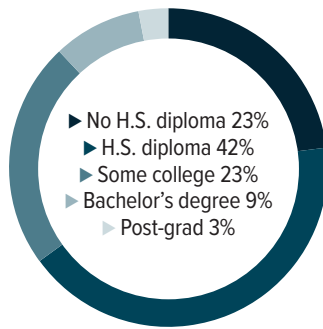


Number of households
5,018

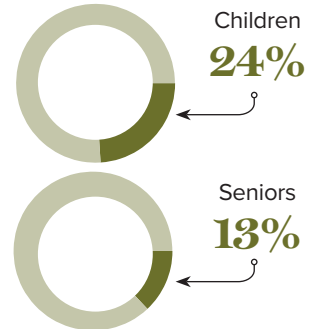
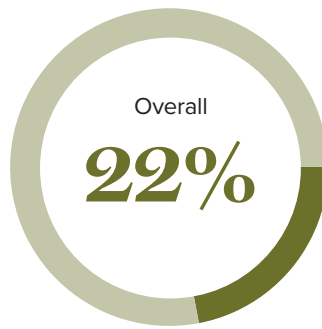
Racial distribution



Education level



Poverty rates



ECONOMY



Median household income
\$36,868



Median value of owner-occupied housing
\$80,000

HIGHER EDUCATION



Number of students receiving TOPS
164

TOPS breakdown

Opportunity	69	Tech	18
Honors	25	Performance	52

Number of students receiving GO Grants

57

SCHOOL BOARD ASSOCIATIONS:
LASALLE PARISH SCHOOLS

WORKING FAMILY TAX CREDITS



People filing for EITC*

24,250



State EITC impact

\$3,312,900



Tax filers receiving EITC

22.9%



Average state EITC

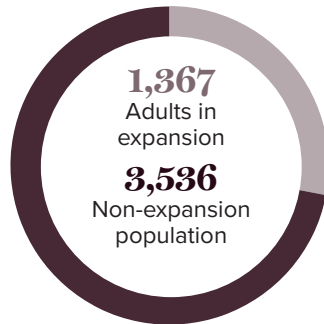
\$137

*The Earned Income Tax Credit (EITC) is a benefit for working people with low to moderate income. To qualify, you must meet certain requirements and file a tax return, even if you do not owe any tax or are not required to file.

MEDICAID

Total people receiving Medicaid

4,903



CASH ASSISTANCE

	FITAP	KCSP
Households	6	3
Average amount per recipient	\$92	\$222
Total monthly distribution	\$1,100	\$1,110

*The Family Independence Temporary Assistance Program (FITAP) provides cash assistance to very low-income families with children who meet specific criteria.

*The Kinship Care Subsidy Program (KCSP) provides cash assistance to qualifying relatives who are caring for one or more children in the absence of the children's parents.

FOOD ASSISTANCE



SNAP recipients

2,178



SNAP retailers

12



Households receiving SNAP*

969



Monthly benefits redeemed at district retailers

\$420,033



Total monthly benefits

\$376,057

*The Supplemental Nutrition Assistance Program (SNAP, also called Food Stamps) provides food assistance benefits to people and families with low incomes.