

# BY THE NUMBERS



## DEMOGRAPHICS

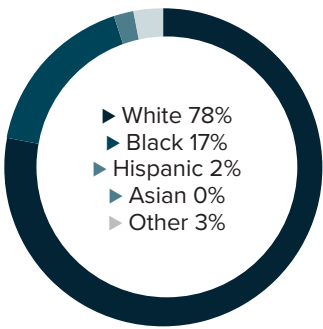


Population  
**31,467**

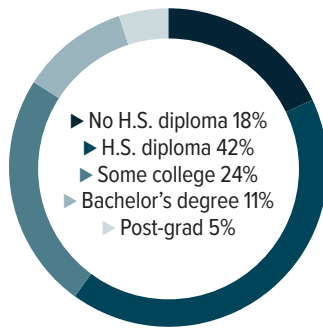


Number of households  
**11,501**

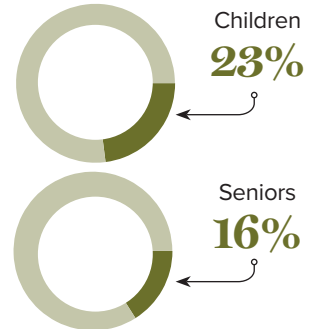
Racial distribution



Education level



Poverty rates



## ECONOMY



Median household income  
**\$39,653**



Median value of owner-occupied housing  
**\$111,600**

## HIGHER EDUCATION



Number of students receiving TOPS  
**409**

TOPS breakdown

Opportunity	<b>168</b>	Tech	<b>57</b>
Honors	<b>69</b>	Performance	<b>115</b>

Number of students receiving GO Grants **118**

**SCHOOL BOARD ASSOCIATIONS:**  
JEFFERSON DAVIS PARISH SCHOOLS

## WORKING FAMILY TAX CREDITS



People filing for EITC\*

**3,230**



State EITC impact

**\$442,800**



Tax filers receiving EITC

**24.3%**



Average state EITC

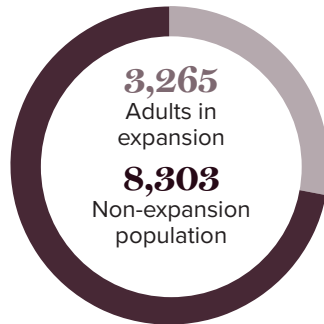
**\$137**

\*The Earned Income Tax Credit (EITC) is a benefit for working people with low to moderate income. To qualify, you must meet certain requirements and file a tax return, even if you do not owe any tax or are not required to file.

## MEDICAID

Total people receiving Medicaid

**11,568**



## CASH ASSISTANCE

	FITAP	KCSP
Households	8	17
Average amount per recipient	\$75	\$222
Total monthly distribution	\$1,951	\$7,104

\*The Family Independence Temporary Assistance Program (FITAP) provides cash assistance to very low-income families with children who meet specific criteria.

\*The Kinship Care Subsidy Program (KCSP) provides cash assistance to qualifying relatives who are caring for one or more children in the absence of the children's parents.

## FOOD ASSISTANCE



SNAP recipients

**5,517**



SNAP retailers

**30**



Households receiving SNAP\*

**2,411**



Monthly benefits redeemed at district retailers

**\$943,776**



Total monthly benefits

**\$960,429**

\*The Supplemental Nutrition Assistance Program (SNAP, also called Food Stamps) provides food assistance benefits to people and families with low incomes.