

BY THE NUMBERS

DEMOGRAPHICS

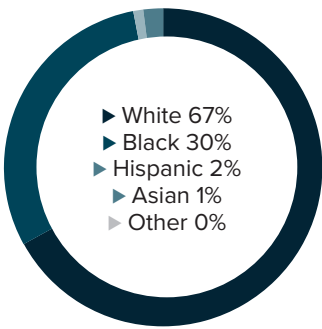


Population
15,926

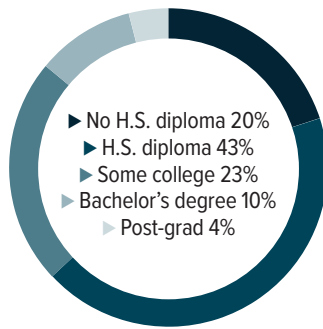


Number of households
5,976

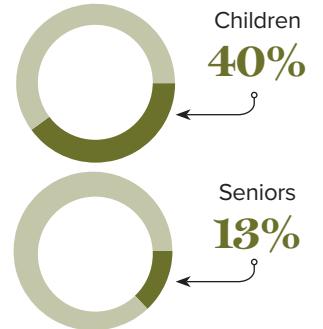
Racial distribution



Education level



Poverty rates



ECONOMY



Median household income
\$38,523



Median value of owner-occupied housing
\$87,200

HIGHER EDUCATION



Number of students receiving TOPS
131

TOPS breakdown

| | | | |
|-------------|-----------|-------------|-----------|
| Opportunity | 66 | Tech | 16 |
| Honors | 13 | Performance | 36 |

Number of students receiving GO Grants

72

SCHOOL BOARD ASSOCIATIONS:
JACKSON PARISH SCHOOL DISTRICT

WORKING FAMILY TAX CREDITS



People filing for EITC*

1,630



State EITC impact

\$218,850



Tax filers receiving EITC

27.1%



Average state EITC

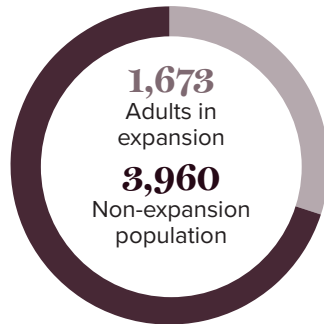
\$134

*The Earned Income Tax Credit (EITC) is a benefit for working people with low to moderate income. To qualify, you must meet certain requirements and file a tax return, even if you do not owe any tax or are not required to file.

MEDICAID

Total people receiving Medicaid

5,633



CASH ASSISTANCE

| | FITAP | KCSP |
|------------------------------|----------------|----------------|
| Households | 10 | 7 |
| Average amount per recipient | \$83 | \$190 |
| Total monthly distribution | \$2,154 | \$2,664 |

*The Family Independence Temporary Assistance Program (FITAP) provides cash assistance to very low-income families with children who meet specific criteria.

*The Kinship Care Subsidy Program (KCSP) provides cash assistance to qualifying relatives who are caring for one or more children in the absence of the children's parents.

FOOD ASSISTANCE



SNAP recipients

2,796



SNAP retailers

11



Households receiving SNAP*

1,292



Monthly benefits redeemed at district retailers

\$395,760



Total monthly benefits

\$472,617

*The Supplemental Nutrition Assistance Program (SNAP, also called Food Stamps) provides food assistance benefits to people and families with low incomes.