

# BY THE NUMBERS

## DEMOGRAPHICS



Population

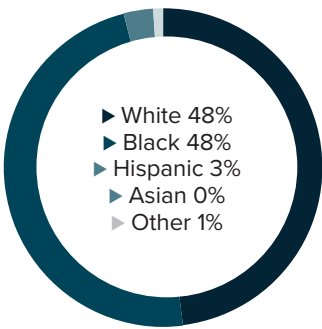
**32,956**



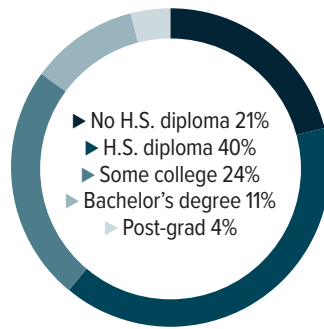
Number of households

**10,918**

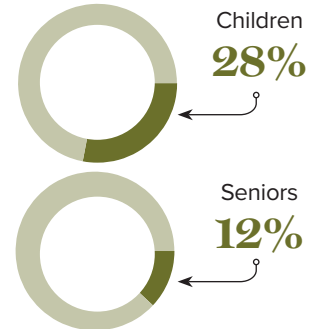
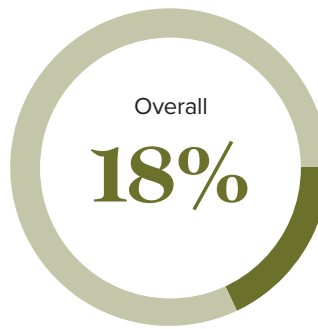
Racial distribution



Education level



Poverty rates



## ECONOMY



Median household income

**\$47,797**



Median value of owner-occupied housing

**\$143,800**

## HIGHER EDUCATION



Number of students receiving TOPS

**292**

TOPS breakdown

Opportunity	<b>158</b>	Tech	<b>24</b>
Honors	<b>46</b>	Performance	<b>64</b>

Number of students receiving GO Grants

**183**

**SCHOOL BOARD ASSOCIATIONS:**  
IBERVILLE PARISH SCHOOLS

## WORKING FAMILY TAX CREDITS



People filing for EITC\*

**3,950**



State EITC impact

**\$595,950**



Tax filers receiving EITC

**29.5%**



Average state EITC

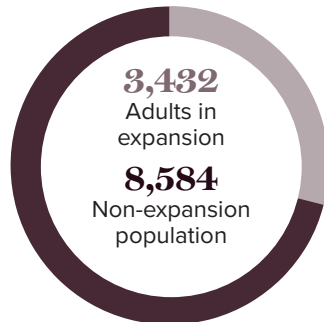
**\$151**

\*The Earned Income Tax Credit (EITC) is a benefit for working people with low to moderate income. To qualify, you must meet certain requirements and file a tax return, even if you do not owe any tax or are not required to file.

## MEDICAID

Total people receiving Medicaid

**12,016**



## CASH ASSISTANCE

	FITAP	KCSP
Households	<b>13</b>	<b>13</b>
Average amount per recipient	<b>\$75</b>	<b>\$222</b>
Total monthly distribution	<b>\$3,147</b>	<b>\$4,884</b>

\*The Family Independence Temporary Assistance Program (FITAP) provides cash assistance to very low-income families with children who meet specific criteria.

\*The Kinship Care Subsidy Program (KCSP) provides cash assistance to qualifying relatives who are caring for one or more children in the absence of the children's parents.

## FOOD ASSISTANCE



SNAP recipients

**7,092**



SNAP retailers

**31**



Households receiving SNAP\*

**3,217**



Monthly benefits redeemed at district retailers

**\$973,610**



Total monthly benefits

**\$1,183,749**

\*The Supplemental Nutrition Assistance Program (SNAP, also called Food Stamps) provides food assistance benefits to people and families with low incomes.