

BY THE NUMBERS

DEMOGRAPHICS



Population

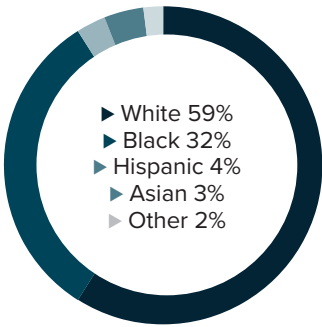
70,941




Number of households

25,386

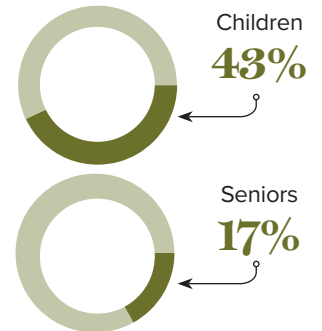
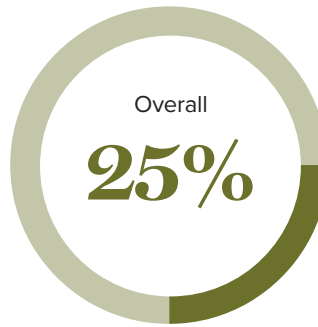
Racial distribution



Education level



Poverty rates



ECONOMY



Median household income

\$42,994



Median value of owner-occupied housing

\$128,900

HIGHER EDUCATION



Number of students receiving TOPS

884

TOPS breakdown

Opportunity	440	Tech	45
Honors	145	Performance	254

Number of students receiving GO Grants

277

SCHOOL BOARD ASSOCIATIONS:
IBERIA PARISH SCHOOL DISTRICT

WORKING FAMILY TAX CREDITS



People filing for EITC*

9,700



State EITC impact

\$1,472,800



Tax filers receiving EITC

32.2%



Average state EITC

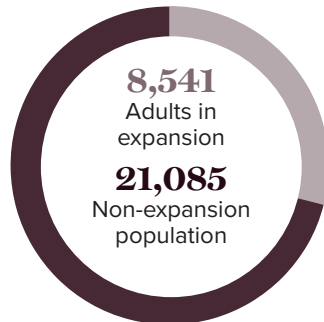
\$152

*The Earned Income Tax Credit (EITC) is a benefit for working people with low to moderate income. To qualify, you must meet certain requirements and file a tax return, even if you do not owe any tax or are not required to file.

MEDICAID

Total people receiving Medicaid

29,626



CASH ASSISTANCE

	FITAP	KCSP
Households	66	32
Average amount per recipient	\$79	\$222
Total monthly distribution	\$13,949	\$14,430

*The Family Independence Temporary Assistance Program (FITAP) provides cash assistance to very low-income families with children who meet specific criteria.

*The Kinship Care Subsidy Program (KCSP) provides cash assistance to qualifying relatives who are caring for one or more children in the absence of the children's parents.

FOOD ASSISTANCE



SNAP recipients

17,229



SNAP retailers

76



Households receiving SNAP*

7,752



Monthly benefits redeemed at district retailers

\$2,666,690



Total monthly benefits

\$2,912,566

*The Supplemental Nutrition Assistance Program (SNAP, also called Food Stamps) provides food assistance benefits to people and families with low incomes.