

BY THE NUMBERS



DEMOGRAPHICS

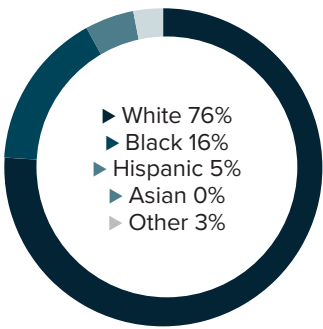


Population
22,348

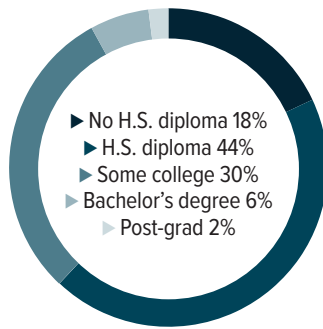


Number of households
6,989

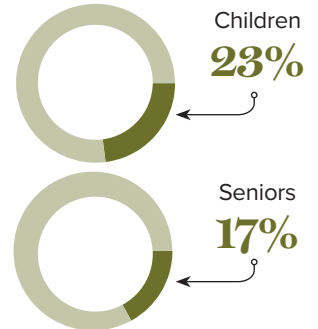
Racial distribution



Education level



Poverty rates



ECONOMY



Median household income
\$40,792



Median value of owner-occupied housing
\$105,700

HIGHER EDUCATION



Number of students receiving TOPS
157

TOPS breakdown

Opportunity	71	Tech	14
Honors	29	Performance	43

Number of students receiving GO Grants

87

SCHOOL BOARD ASSOCIATIONS:
GRANT PARISH SCHOOL BOARD

WORKING FAMILY TAX CREDITS



People filing for EITC*

1,970



State EITC impact

\$268,700



Tax filers receiving EITC

24.6%



Average state EITC

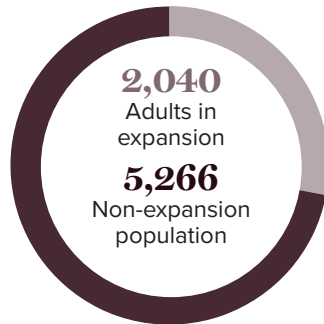
\$136

*The Earned Income Tax Credit (EITC) is a benefit for working people with low to moderate income. To qualify, you must meet certain requirements and file a tax return, even if you do not owe any tax or are not required to file.

MEDICAID

Total people receiving Medicaid

7,306



CASH ASSISTANCE

	FITAP	KCSP
Households	11	10
Average amount per recipient	\$81	\$222
Total monthly distribution	\$2,264	\$3,774

*The Family Independence Temporary Assistance Program (FITAP) provides cash assistance to very low-income families with children who meet specific criteria.

*The Kinship Care Subsidy Program (KCSP) provides cash assistance to qualifying relatives who are caring for one or more children in the absence of the children's parents.

FOOD ASSISTANCE



SNAP recipients

3,623



SNAP retailers

14



Households receiving SNAP*

1,651



Monthly benefits redeemed at district retailers

\$238,475



Total monthly benefits

\$637,016

*The Supplemental Nutrition Assistance Program (SNAP, also called Food Stamps) provides food assistance benefits to people and families with low incomes.