

BY THE NUMBERS



DEMOGRAPHICS



Population

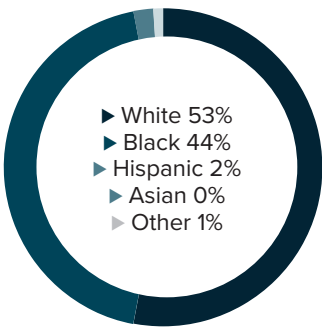
19,499



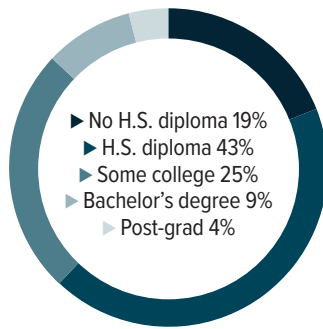
Number of households

6,759

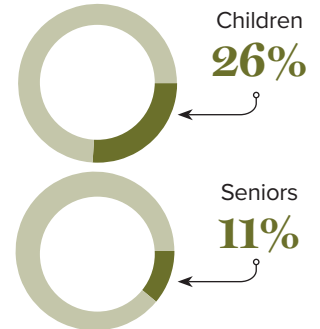
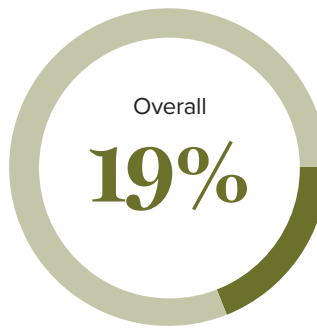
Racial distribution



Education level



Poverty rates



ECONOMY



Median household income

\$48,129



Median value of owner-occupied housing

\$120,200

HIGHER EDUCATION



Number of students receiving TOPS

129

TOPS breakdown

Opportunity	58	Tech	15
Honors	20	Performance	36

Number of students receiving GO Grants

81

SCHOOL BOARD ASSOCIATIONS:
EAST FELICIANA PUBLIC SCHOOLS

WORKING FAMILY TAX CREDITS



People filing for EITC*

2,010



State EITC impact

\$284,350



Tax filers receiving EITC

24.7%



Average state EITC

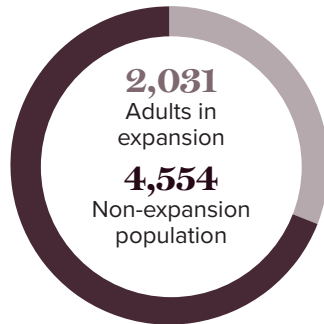
\$141

*The Earned Income Tax Credit (EITC) is a benefit for working people with low to moderate income. To qualify, you must meet certain requirements and file a tax return, even if you do not owe any tax or are not required to file.

MEDICAID

Total people receiving Medicaid

6,585



CASH ASSISTANCE

	FITAP	KCSP
Households	4	3
Average amount per recipient	\$83	\$222
Total monthly distribution	\$834	\$1,332

*The Family Independence Temporary Assistance Program (FITAP) provides cash assistance to very low-income families with children who meet specific criteria.

*The Kinship Care Subsidy Program (KCSP) provides cash assistance to qualifying relatives who are caring for one or more children in the absence of the children's parents.

FOOD ASSISTANCE



SNAP recipients

1,880



SNAP retailers

15



Households receiving SNAP*

890



Monthly benefits redeemed at district retailers

\$211,194



Total monthly benefits

\$474,469

*The Supplemental Nutrition Assistance Program (SNAP, also called Food Stamps) provides food assistance benefits to people and families with low incomes.