

BY THE NUMBERS



DEMOGRAPHICS

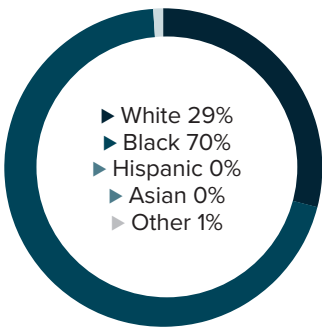


Population
7,225

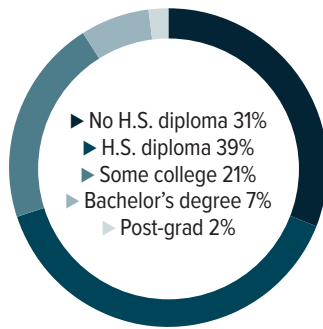


Number of households
2,153

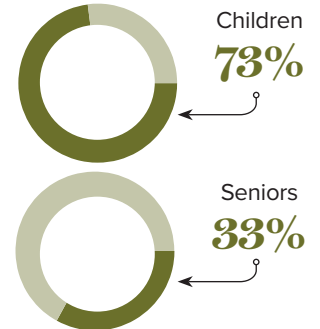
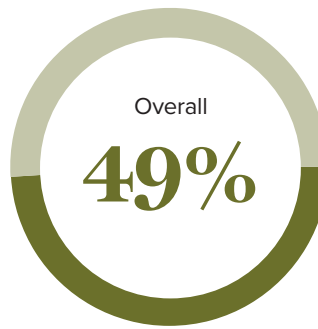
Racial distribution



Education level



Poverty rates



ECONOMY



Median household income
\$21,161



Median value of owner-occupied housing
\$75,600

HIGHER EDUCATION



Number of students receiving TOPS
20

TOPS breakdown

Opportunity	9	Tech	1
Honors	1	Performance	9

Number of students receiving GO Grants

26

SCHOOL BOARD ASSOCIATIONS:
EAST CARROLL PARISH SCHOOL BOARD

WORKING FAMILY TAX CREDITS



People filing for EITC*

1,210



State EITC impact

\$199,700



Tax filers receiving EITC

49.4%



Average state EITC

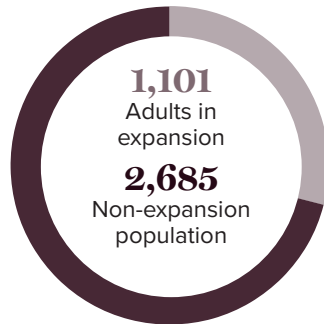
\$165

*The Earned Income Tax Credit (EITC) is a benefit for working people with low to moderate income. To qualify, you must meet certain requirements and file a tax return, even if you do not owe any tax or are not required to file.

MEDICAID

Total people receiving Medicaid

3,786



CASH ASSISTANCE

	FITAP	KCSP
Households	5	5
Average amount per recipient	\$79	\$222
Total monthly distribution	\$1,109	\$1,110

*The Family Independence Temporary Assistance Program (FITAP) provides cash assistance to very low-income families with children who meet specific criteria.

*The Kinship Care Subsidy Program (KCSP) provides cash assistance to qualifying relatives who are caring for one or more children in the absence of the children's parents.

FOOD ASSISTANCE



SNAP recipients

2,298



SNAP retailers

11



Households receiving SNAP*

1,069



Monthly benefits redeemed at district retailers

\$216,087



Total monthly benefits

\$395,582

*The Supplemental Nutrition Assistance Program (SNAP, also called Food Stamps) provides food assistance benefits to people and families with low incomes.