

BY THE NUMBERS



DEMOGRAPHICS



Population

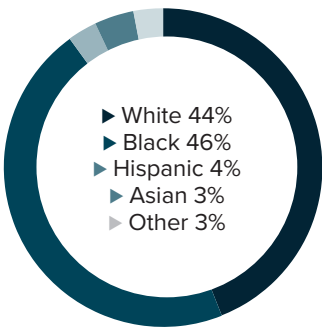
440,956



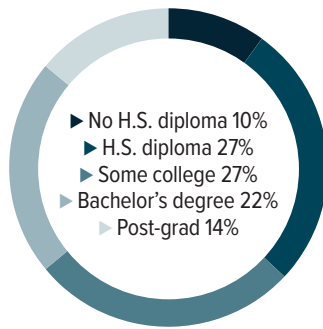
Number of households

163,274

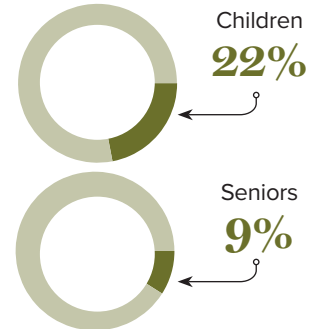
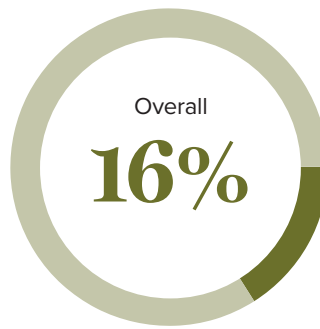
Racial distribution



Education level



Poverty rates



ECONOMY



Median household income

\$52,947



Median value of owner-occupied housing

\$200,400

HIGHER EDUCATION



Number of students receiving TOPS

6,497

TOPS breakdown

Opportunity	2,748	Tech	150
Honors	2,003	Performance	1,596

Number of students receiving GO Grants

2,529

SCHOOL BOARD ASSOCIATIONS:

EAST BATON ROUGE PARISH SCHOOL SYSTEM, CENTRAL COMMUNITY SCHOOL SYSTEM, CITY OF BAKER SCHOOL DISTRICT, ZACHARY COMMUNITY SCHOOL DISTRICT

WORKING FAMILY TAX CREDITS



People filing for EITC*

49,080



State EITC impact

\$7,157,850



Tax filers receiving EITC

25.1%



Average state EITC

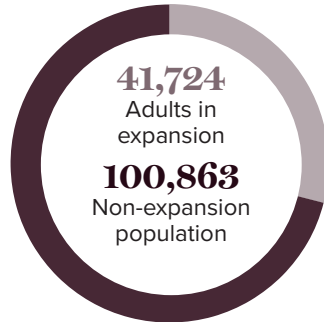
\$146

*The Earned Income Tax Credit (EITC) is a benefit for working people with low to moderate income. To qualify, you must meet certain requirements and file a tax return, even if you do not owe any tax or are not required to file.

MEDICAID

Total people receiving Medicaid

142,587



CASH ASSISTANCE

	FITAP	KCSP
Households	309	130
Average amount per recipient	\$77	\$222
Total monthly distribution	\$69,065	\$53,894

*The Family Independence Temporary Assistance Program (FITAP) provides cash assistance to very low-income families with children who meet specific criteria.

*The Kinship Care Subsidy Program (KCSP) provides cash assistance to qualifying relatives who are caring for one or more children in the absence of the children's parents.

FOOD ASSISTANCE



SNAP recipients

80,753



SNAP retailers

416



Households receiving SNAP*

37,910



Monthly benefits redeemed at district retailers

\$13,976,061



Total monthly benefits

\$13,847,260

*The Supplemental Nutrition Assistance Program (SNAP, also called Food Stamps) provides food assistance benefits to people and families with low incomes.