

BY THE NUMBERS

DEMOGRAPHICS



Population

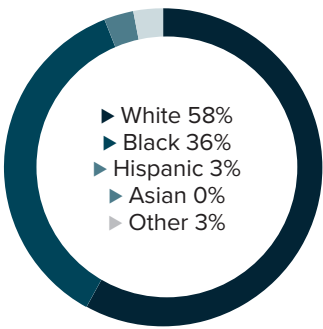
27,216



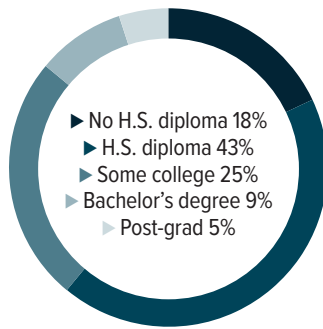
Number of households

10,523

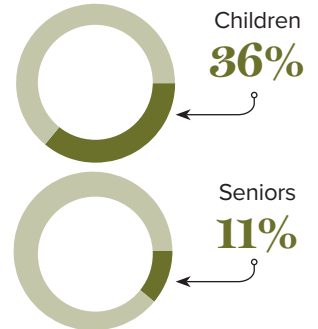
Racial distribution



Education level



Poverty rates



ECONOMY



Median household income

\$44,230



Median value of owner-occupied housing

\$110,900

HIGHER EDUCATION



Number of students receiving TOPS

255

TOPS breakdown

Opportunity	119	Tech	16
Honors	49	Performance	71

Number of students receiving GO Grants

142

SCHOOL BOARD ASSOCIATIONS:
DE SOTO PARISH SCHOOL SYSTEM

WORKING FAMILY TAX CREDITS



People filing for EITC*

3,320



State EITC impact

\$463,300



Tax filers receiving EITC

28.3%



Average state EITC

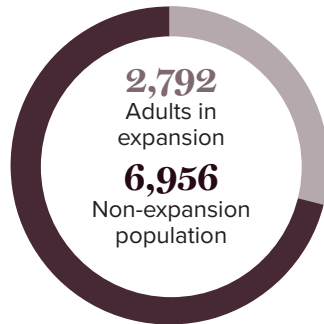
\$140

*The Earned Income Tax Credit (EITC) is a benefit for working people with low to moderate income. To qualify, you must meet certain requirements and file a tax return, even if you do not owe any tax or are not required to file.

MEDICAID

Total people receiving Medicaid

9,748



CASH ASSISTANCE

	FITAP	KCSP
Households	7	12
Average amount per recipient	\$87	\$222
Total monthly distribution	\$1,134	\$5,106

*The Family Independence Temporary Assistance Program (FITAP) provides cash assistance to very low-income families with children who meet specific criteria.

*The Kinship Care Subsidy Program (KCSP) provides cash assistance to qualifying relatives who are caring for one or more children in the absence of the children's parents.

FOOD ASSISTANCE



SNAP recipients

4,921



SNAP retailers

18



Households receiving SNAP*

2,309



Monthly benefits redeemed at district retailers

\$505,600



Total monthly benefits

\$871,595

*The Supplemental Nutrition Assistance Program (SNAP, also called Food Stamps) provides food assistance benefits to people and families with low incomes.