

BY THE NUMBERS

DEMOGRAPHICS

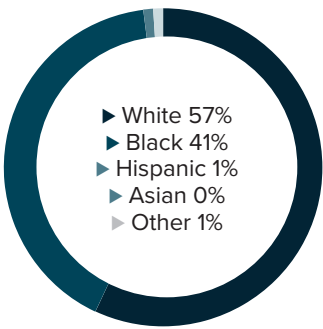


Population
20,021

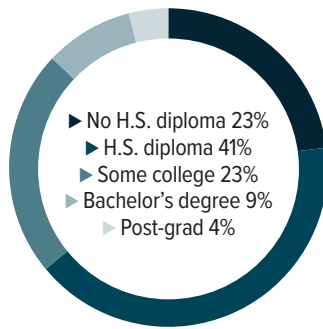


Number of households
7,371

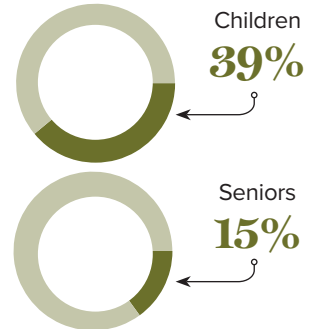
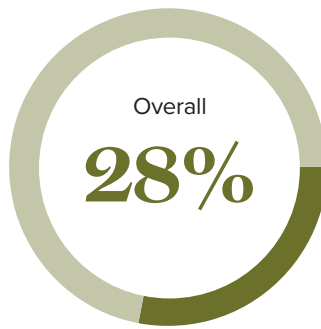
Racial distribution



Education level



Poverty rates



ECONOMY



Median household income
\$31,813



Median value of owner-occupied housing
\$84,000

HIGHER EDUCATION



Number of students receiving TOPS
126

TOPS breakdown

Opportunity	67	Tech	3
Honors	26	Performance	30

Number of students receiving GO Grants

74

SCHOOL BOARD ASSOCIATIONS:
CONCORDIA PARISH SCHOOL BOARD

WORKING FAMILY TAX CREDITS



People filing for EITC*

2,600



State EITC impact

\$399,050



Tax filers receiving EITC

36.8%



Average state EITC

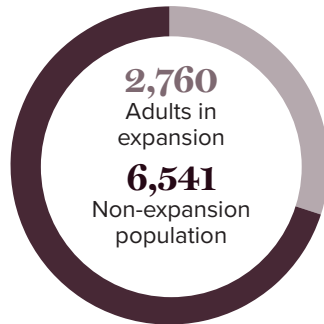
\$153

*The Earned Income Tax Credit (EITC) is a benefit for working people with low to moderate income. To qualify, you must meet certain requirements and file a tax return, even if you do not owe any tax or are not required to file.

MEDICAID

Total people receiving Medicaid

9,301



CASH ASSISTANCE

	FITAP	KCSP
Households	19	21
Average amount per recipient	\$79	\$222
Total monthly distribution	\$3,470	\$8,880

*The Family Independence Temporary Assistance Program (FITAP) provides cash assistance to very low-income families with children who meet specific criteria.

*The Kinship Care Subsidy Program (KCSP) provides cash assistance to qualifying relatives who are caring for one or more children in the absence of the children's parents.

FOOD ASSISTANCE



SNAP recipients

5,108



SNAP retailers

22



Households receiving SNAP*

2,387



Monthly benefits redeemed at district retailers

\$803,465



Total monthly benefits

\$910,838

*The Supplemental Nutrition Assistance Program (SNAP, also called Food Stamps) provides food assistance benefits to people and families with low incomes.