

BY THE NUMBERS

DEMOGRAPHICS

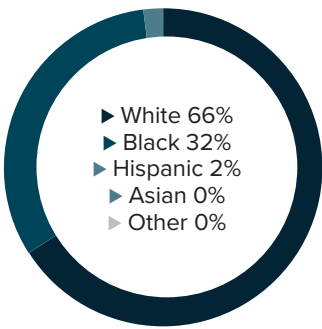


Population
9,893

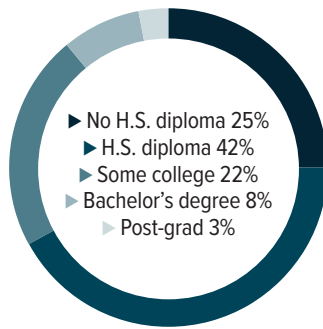


Number of households
3,595

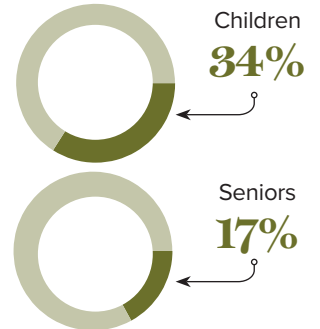
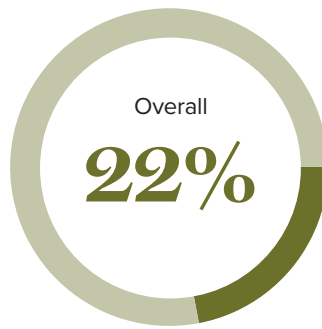
Racial distribution



Education level



Poverty rates



ECONOMY



Median household income
\$38,854



Median value of owner-occupied housing
\$82,100

HIGHER EDUCATION



Number of students receiving TOPS
56

TOPS breakdown

Opportunity	25	Tech	12
Honors	7	Performance	12

Number of students receiving GO Grants

34

SCHOOL BOARD ASSOCIATIONS:
CATAHOULA SCHOOLS

WORKING FAMILY TAX CREDITS



People filing for EITC*

1,110



State EITC impact

\$151,300



Tax filers receiving EITC

32.1%



Average state EITC

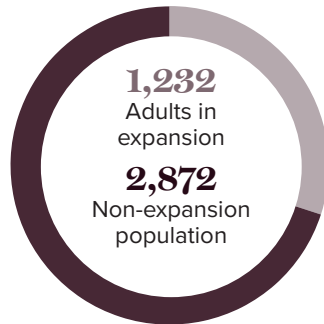
\$136

*The Earned Income Tax Credit (EITC) is a benefit for working people with low to moderate income. To qualify, you must meet certain requirements and file a tax return, even if you do not owe any tax or are not required to file.

MEDICAID

Total people receiving Medicaid

4,104



CASH ASSISTANCE

	FITAP	KCSP
Households	10	3
Average amount per recipient	\$76	\$222
Total monthly distribution	\$1,970	\$1,110

*The Family Independence Temporary Assistance Program (FITAP) provides cash assistance to very low-income families with children who meet specific criteria.

*The Kinship Care Subsidy Program (KCSP) provides cash assistance to qualifying relatives who are caring for one or more children in the absence of the children's parents.

FOOD ASSISTANCE



SNAP recipients

2,351



SNAP retailers

14



Households receiving SNAP*

1,101



Monthly benefits redeemed at district retailers

\$250,602



Total monthly benefits

\$389,897

*The Supplemental Nutrition Assistance Program (SNAP, also called Food Stamps) provides food assistance benefits to people and families with low incomes.