

BY THE NUMBERS

DEMOGRAPHICS

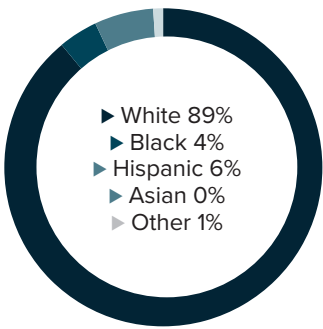


Population
6,868

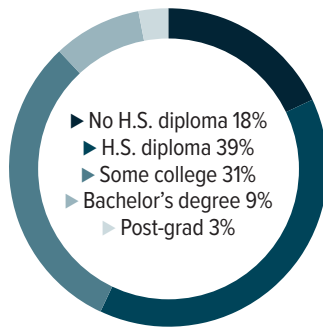


Number of households
2,718

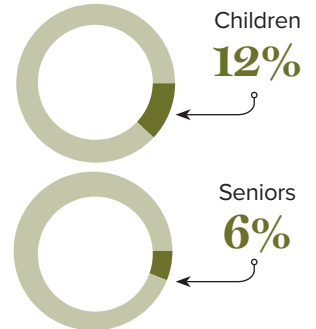
Racial distribution



Education level



Poverty rates



ECONOMY



Median household income
\$55,000



Median value of owner-occupied housing
\$113,900

HIGHER EDUCATION



Number of students receiving TOPS
118

TOPS breakdown

Opportunity	57	Tech	19
Honors	16	Performance	26

Number of students receiving GO Grants

3

SCHOOL BOARD ASSOCIATIONS:
CAMERON PARISH SCHOOL SYSTEM

WORKING FAMILY TAX CREDITS



People filing for EITC*

580



State EITC impact

\$72,750



Tax filers receiving EITC

18.2%



Average state EITC

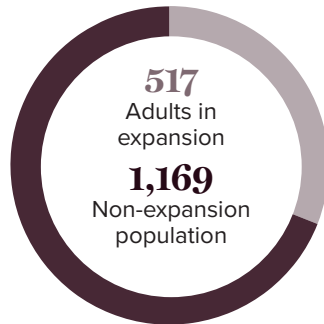
\$125

*The Earned Income Tax Credit (EITC) is a benefit for working people with low to moderate income. To qualify, you must meet certain requirements and file a tax return, even if you do not owe any tax or are not required to file.

MEDICAID

Total people receiving Medicaid

1,686



CASH ASSISTANCE

	FITAP	KCSP
Households	1	4
Average amount per recipient	\$122	\$222
Total monthly distribution	\$122	\$1,776

*The Family Independence Temporary Assistance Program (FITAP) provides cash assistance to very low-income families with children who meet specific criteria.

*The Kinship Care Subsidy Program (KCSP) provides cash assistance to qualifying relatives who are caring for one or more children in the absence of the children's parents.

FOOD ASSISTANCE



SNAP recipients

649



SNAP retailers

5



Households receiving SNAP*

268



Monthly benefits redeemed at district retailers

\$32,743



Total monthly benefits

\$133,670

*The Supplemental Nutrition Assistance Program (SNAP, also called Food Stamps) provides food assistance benefits to people and families with low incomes.