

BY THE NUMBERS

DEMOGRAPHICS

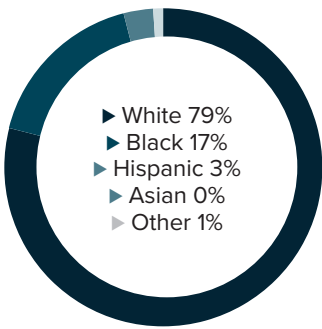


Population
9,996

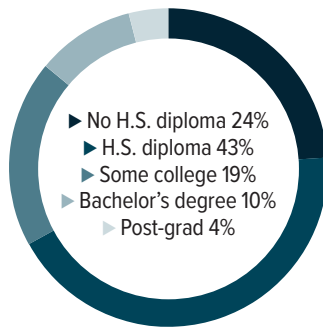


Number of households
3,667

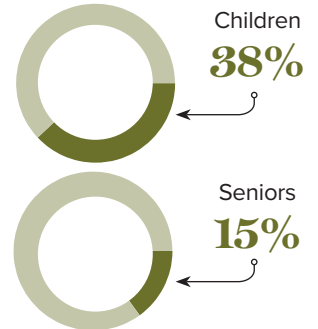
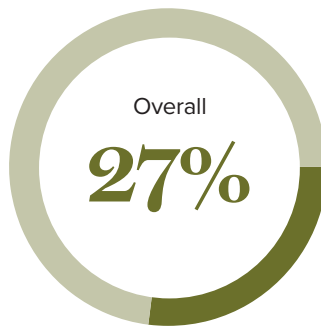
Racial distribution



Education level



Poverty rates



ECONOMY



Median household income
\$32,174



Median value of owner-occupied housing
\$74,100

HIGHER EDUCATION



Number of students receiving TOPS
84

TOPS breakdown

Opportunity	47	Tech	6
Honors	11	Performance	20

Number of students receiving GO Grants **28**

SCHOOL BOARD ASSOCIATIONS:
CALDWELL PARISH SCHOOL DISTRICT

WORKING FAMILY TAX CREDITS



People filing for EITC*

1,090



State EITC impact

\$146,950



Tax filers receiving EITC

29.3%



Average state EITC

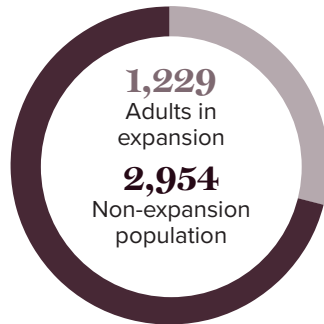
\$135

*The Earned Income Tax Credit (EITC) is a benefit for working people with low to moderate income. To qualify, you must meet certain requirements and file a tax return, even if you do not owe any tax or are not required to file.

MEDICAID

Total people receiving Medicaid

4,183



CASH ASSISTANCE

	FITAP	KCSP
Households	3	8
Average amount per recipient	\$86	\$222
Total monthly distribution	\$602	\$4,662

*The Family Independence Temporary Assistance Program (FITAP) provides cash assistance to very low-income families with children who meet specific criteria.

*The Kinship Care Subsidy Program (KCSP) provides cash assistance to qualifying relatives who are caring for one or more children in the absence of the children's parents.

FOOD ASSISTANCE



SNAP recipients

2,073



SNAP retailers

10



Households receiving SNAP*

951



Monthly benefits redeemed at district retailers

\$290,303



Total monthly benefits

\$364,954

*The Supplemental Nutrition Assistance Program (SNAP, also called Food Stamps) provides food assistance benefits to people and families with low incomes.