

# BY THE NUMBERS

## DEMOGRAPHICS



Population

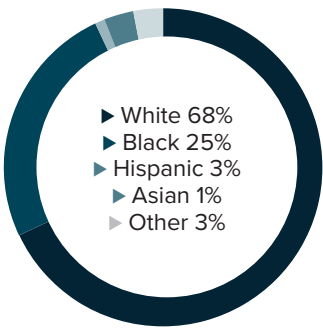
**203,112**



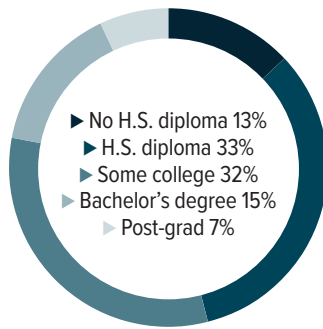
Number of households

**78,351**

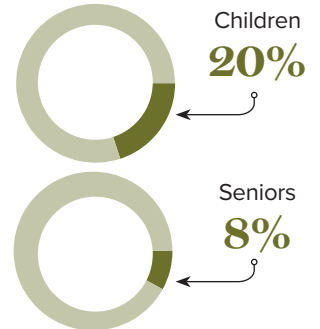
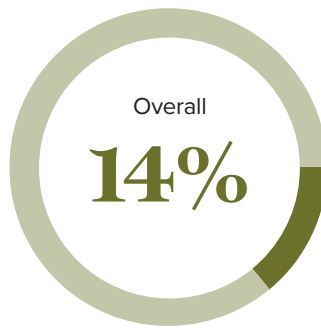
Racial distribution



Education level



Poverty rates



## ECONOMY



Median household income

**\$49,113**



Median value of owner-occupied housing

**\$162,400**

## HIGHER EDUCATION



Number of students receiving TOPS

**2,392**

TOPS breakdown

Opportunity	<b>1,038</b>	Tech	<b>175</b>
Honors	<b>542</b>	Performance	<b>637</b>

Number of students receiving GO Grants

**879**

**SCHOOL BOARD ASSOCIATIONS:**  
CALCASIEU PARISH PUBLIC SCHOOLS

## WORKING FAMILY TAX CREDITS



People filing for EITC\*

**20,200**



State EITC impact

**\$2,723,150**



Tax filers receiving EITC

**22.8%**



Average state EITC

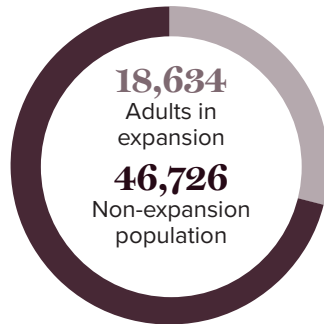
**\$135**

\*The Earned Income Tax Credit (EITC) is a benefit for working people with low to moderate income. To qualify, you must meet certain requirements and file a tax return, even if you do not owe any tax or are not required to file.

## MEDICAID

Total people receiving Medicaid

**65,360**



## CASH ASSISTANCE

	FITAP	KCSP
Households	<b>64</b>	<b>64</b>
Average amount per recipient	<b>\$81</b>	<b>\$220</b>
Total monthly distribution	<b>\$13,351</b>	<b>\$29,260</b>

\*The Family Independence Temporary Assistance Program (FITAP) provides cash assistance to very low-income families with children who meet specific criteria.

\*The Kinship Care Subsidy Program (KCSP) provides cash assistance to qualifying relatives who are caring for one or more children in the absence of the children's parents.

## FOOD ASSISTANCE



SNAP recipients

**32,764**



SNAP retailers

**197**



Households receiving SNAP\*

**14,569**



Monthly benefits redeemed at district retailers

**\$5,874,390**



Total monthly benefits

**\$5,616,195**

\*The Supplemental Nutrition Assistance Program (SNAP, also called Food Stamps) provides food assistance benefits to people and families with low incomes.