

BY THE NUMBERS

DEMOGRAPHICS



Population

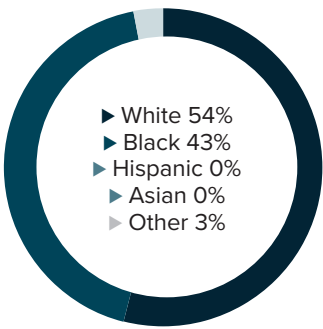
13,668



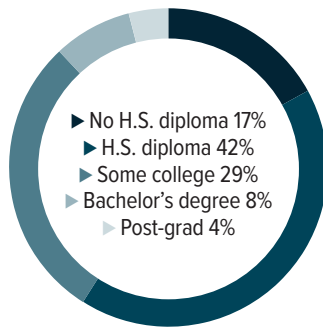
Number of households

5,892

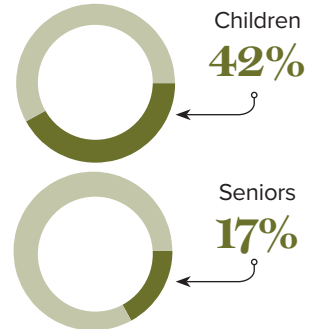
Racial distribution



Education level



Poverty rates



ECONOMY



Median household income

\$30,300



Median value of owner-occupied housing

\$72,300

HIGHER EDUCATION



Number of students receiving TOPS

124

TOPS breakdown

Opportunity	49	Tech	23
Honors	20	Performance	32

Number of students receiving GO Grants

84

SCHOOL BOARD ASSOCIATIONS:
BIENVILLE PARISH SCHOOL BOARD

WORKING FAMILY TAX CREDITS



People filing for EITC*

1,680



State EITC impact

\$234,250



Tax filers receiving EITC

30.8%



Average state EITC

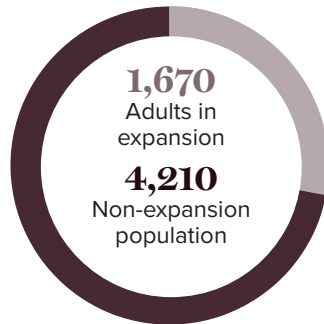
\$139

*The Earned Income Tax Credit (EITC) is a benefit for working people with low to moderate income. To qualify, you must meet certain requirements and file a tax return, even if you do not owe any tax or are not required to file.

MEDICAID

Total people receiving Medicaid

5,880



CASH ASSISTANCE

	FITAP	KCSP
Households	6	10
Average amount per recipient	\$80	\$222
Total monthly distribution	\$1,283	\$4,662

*The Family Independence Temporary Assistance Program (FITAP) provides cash assistance to very low-income families with children who meet specific criteria.

*The Kinship Care Subsidy Program (KCSP) provides cash assistance to qualifying relatives who are caring for one or more children in the absence of the children's parents.

FOOD ASSISTANCE



SNAP recipients

3,181



SNAP retailers

18



Households receiving SNAP*

1,442



Monthly benefits redeemed at district retailers

\$297,848



Total monthly benefits

\$525,320

*The Supplemental Nutrition Assistance Program (SNAP, also called Food Stamps) provides food assistance benefits to people and families with low incomes.