

BY THE NUMBERS

DEMOGRAPHICS



Population

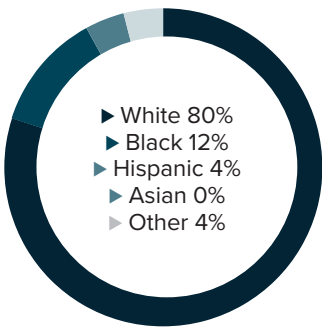
36,769




Number of households

13,219

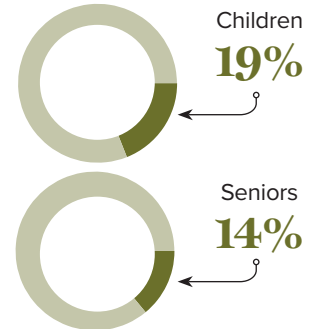
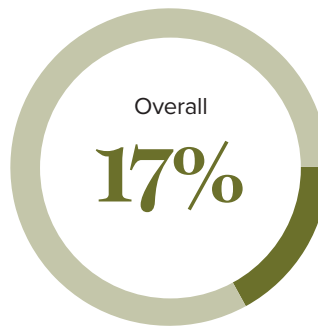
Racial distribution



Education level



Poverty rates



ECONOMY



Median household income

\$50,738



Median value of owner-occupied housing

\$116,600

HIGHER EDUCATION



Number of students receiving TOPS

403

TOPS breakdown

Opportunity	177	Tech	46
Honors	87	Performance	93

Number of students receiving GO Grants

142

SCHOOL BOARD ASSOCIATIONS:
BEAUREGARD PARISH SCHOOL BOARD

WORKING FAMILY TAX CREDITS



People filing for EITC*

2,890



State EITC impact

\$378,950



Tax filers receiving EITC

20.6%



Average state EITC

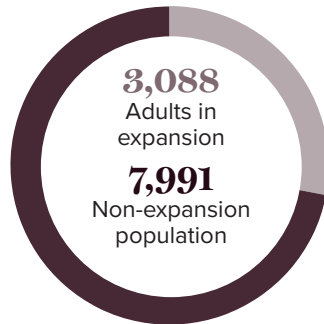
\$131

*The Earned Income Tax Credit (EITC) is a benefit for working people with low to moderate income. To qualify, you must meet certain requirements and file a tax return, even if you do not owe any tax or are not required to file.

MEDICAID

Total people receiving Medicaid

11,079



CASH ASSISTANCE

	FITAP	KCSP
Households	8	20
Average amount per recipient	\$80	\$222
Total monthly distribution	\$1,750	\$7,104

*The Family Independence Temporary Assistance Program (FITAP) provides cash assistance to very low-income families with children who meet specific criteria.

*The Kinship Care Subsidy Program (KCSP) provides cash assistance to qualifying relatives who are caring for one or more children in the absence of the children's parents.

FOOD ASSISTANCE



SNAP recipients

5,511



SNAP retailers

25



Households receiving SNAP*

2,421



Monthly benefits redeemed at district retailers

\$842,408



Total monthly benefits

\$895,330

*The Supplemental Nutrition Assistance Program (SNAP, also called Food Stamps) provides food assistance benefits to people and families with low incomes.