

# BY THE NUMBERS



## DEMOGRAPHICS



Population

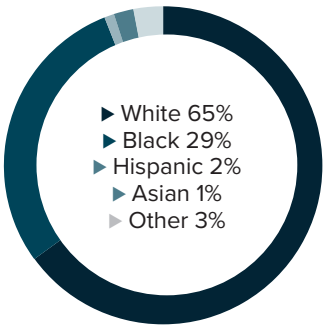
**40,882**




Number of households

**15,085**

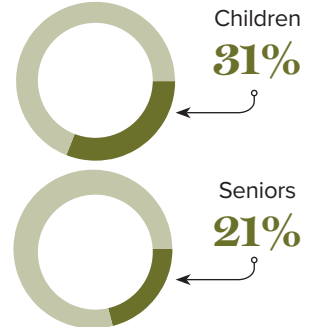
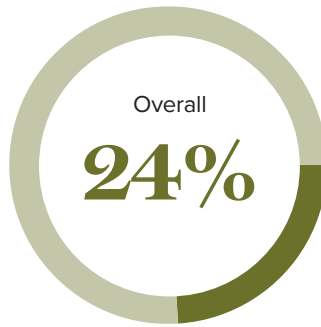
Racial distribution



Education level



Poverty rates



## ECONOMY



Median household income

**\$38,077**



Median value of owner-occupied housing

**\$97,400**

## HIGHER EDUCATION



Number of students receiving TOPS

**353**

TOPS breakdown

Opportunity	<b>166</b>	Tech	<b>36</b>
Honors	<b>47</b>	Performance	<b>104</b>

Number of students receiving GO Grants

**189**

**SCHOOL BOARD ASSOCIATIONS:**  
AVOYELLES PARISH SCHOOL BOARD

## WORKING FAMILY TAX CREDITS



People filing for EITC\*

**5,160**



State EITC impact

**\$763,300**



Tax filers receiving EITC

**33.1%**



Average state EITC

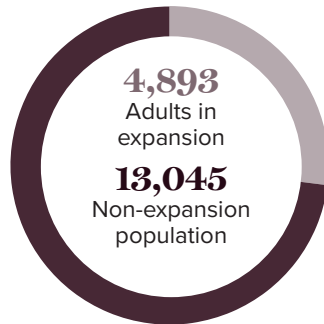
**\$148**

\*The Earned Income Tax Credit (EITC) is a benefit for working people with low to moderate income. To qualify, you must meet certain requirements and file a tax return, even if you do not owe any tax or are not required to file.

## MEDICAID

Total people receiving Medicaid

**17,938**



## CASH ASSISTANCE

	FITAP	KCSP
Households	<b>20</b>	<b>16</b>
Average amount per recipient	<b>\$82</b>	<b>\$222</b>
Total monthly distribution	<b>\$4,278</b>	<b>\$6,438</b>

\*The Family Independence Temporary Assistance Program (FITAP) provides cash assistance to very low-income families with children who meet specific criteria.

\*The Kinship Care Subsidy Program (KCSP) provides cash assistance to qualifying relatives who are caring for one or more children in the absence of the children's parents.

## FOOD ASSISTANCE



SNAP recipients

**10,095**



SNAP retailers

**58**



Households receiving SNAP\*

**4,703**



Monthly benefits redeemed at district retailers

**\$1,543,794**



Total monthly benefits

**\$1,739,715**

\*The Supplemental Nutrition Assistance Program (SNAP, also called Food Stamps) provides food assistance benefits to people and families with low incomes.