

BY THE NUMBERS

DEMOGRAPHICS

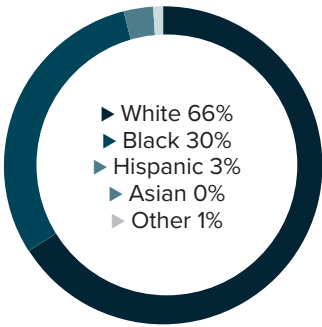


Population
22,714




Number of households
8,802

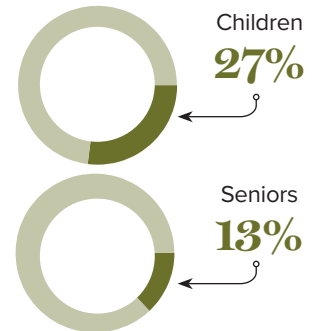
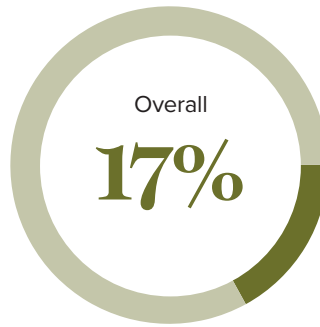
Racial distribution



Education level



Poverty rates



ECONOMY



Median household income
\$44,744



Median value of owner-occupied housing
\$113,100

HIGHER EDUCATION



Number of students receiving TOPS
205

TOPS breakdown

Opportunity	99	Tech	18
Honors	28	Performance	60

Number of students receiving GO Grants

91

SCHOOL BOARD ASSOCIATIONS:
ASSUMPTION PARISH SCHOOLS

WORKING FAMILY TAX CREDITS



People filing for EITC*

2,470



State EITC impact

\$356,100



Tax filers receiving EITC

26.8%



Average state EITC

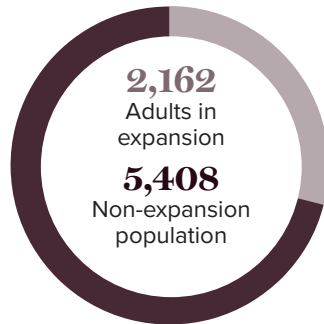
\$144

*The Earned Income Tax Credit (EITC) is a benefit for working people with low to moderate income. To qualify, you must meet certain requirements and file a tax return, even if you do not owe any tax or are not required to file.

MEDICAID

Total people receiving Medicaid

7,570



CASH ASSISTANCE

	FITAP	KCSP
Households	6	1
Average amount per recipient	\$78	\$222
Total monthly distribution	\$1,484	\$222

*The Family Independence Temporary Assistance Program (FITAP) provides cash assistance to very low-income families with children who meet specific criteria.

*The Kinship Care Subsidy Program (KCSP) provides cash assistance to qualifying relatives who are caring for one or more children in the absence of the children's parents.

FOOD ASSISTANCE



SNAP recipients

3,652



SNAP retailers

15



Households receiving SNAP*

1,701



Monthly benefits redeemed at district retailers

\$283,184



Total monthly benefits

\$702,622

*The Supplemental Nutrition Assistance Program (SNAP, also called Food Stamps) provides food assistance benefits to people and families with low incomes.