

BY THE NUMBERS

DEMOGRAPHICS



Population

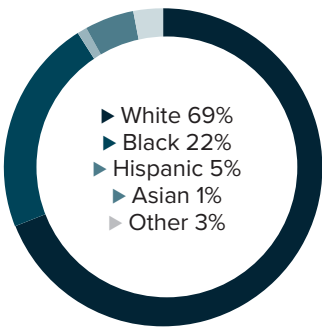
124,672




Number of households

45,102

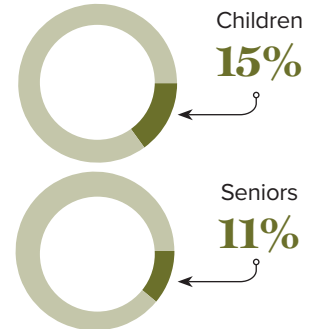
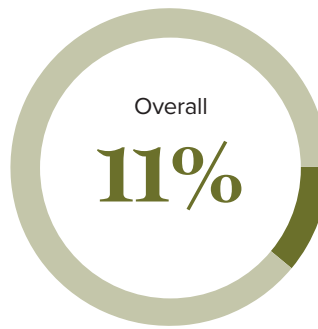
Racial distribution



Education level



Poverty rates



ECONOMY



Median household income

\$79,495



Median value of owner-occupied housing

\$221,500

HIGHER EDUCATION



Number of students receiving TOPS

2,011

TOPS breakdown

Opportunity	924	Tech	55
Honors	467	Performance	565

Number of students receiving GO Grants

597

SCHOOL BOARD ASSOCIATIONS:
ASCENSION PUBLIC SCHOOLS

WORKING FAMILY TAX CREDITS



People filing for EITC*

9,360



State EITC impact

\$1,283,200



Tax filers receiving EITC

17.5%



Average state EITC

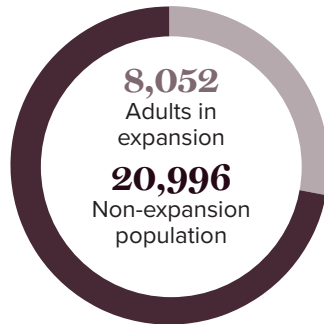
\$137

*The Earned Income Tax Credit (EITC) is a benefit for working people with low to moderate income. To qualify, you must meet certain requirements and file a tax return, even if you do not owe any tax or are not required to file.

MEDICAID

Total people receiving Medicaid

29,048



CASH ASSISTANCE

	FITAP	KCSP
Households	24	31
Average amount per recipient	\$81	\$218
Total monthly distribution	\$5,637	\$13,286

*The Family Independence Temporary Assistance Program (FITAP) provides cash assistance to very low-income families with children who meet specific criteria.

*The Kinship Care Subsidy Program (KCSP) provides cash assistance to qualifying relatives who are caring for one or more children in the absence of the children's parents.

FOOD ASSISTANCE



SNAP recipients

13,416



SNAP retailers

91



Households receiving SNAP*

5,801



Monthly benefits redeemed at district retailers

\$2,598,766



Total monthly benefits

\$2,335,547

*The Supplemental Nutrition Assistance Program (SNAP, also called Food Stamps) provides food assistance benefits to people and families with low incomes.