

BY THE NUMBERS

DEMOGRAPHICS

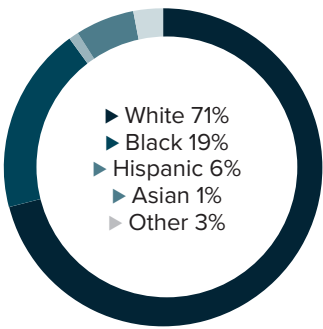


Population
25,661

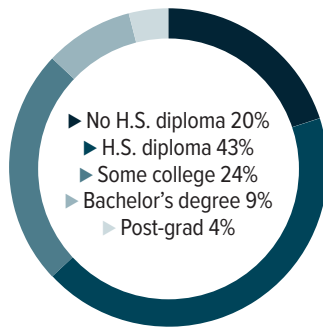


Number of households
7,920

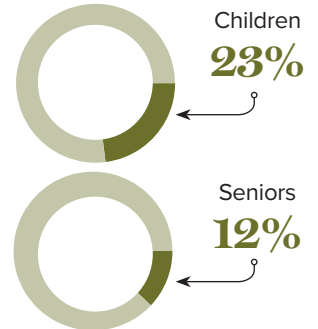
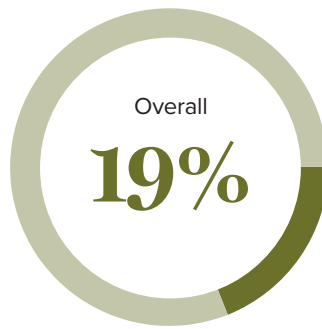
Racial distribution



Education level



Poverty rates



ECONOMY



Median household income
\$41,009



Median value of owner-occupied housing
\$93,000

HIGHER EDUCATION



Number of students receiving TOPS
240

TOPS breakdown

Opportunity	115	Tech	23
Honors	40	Performance	62

Number of students receiving GO Grants

79

SCHOOL BOARD ASSOCIATIONS:
ALLEN PARISH SCHOOL BOARD

WORKING FAMILY TAX CREDITS



People filing for EITC*

2,240



State EITC impact

\$317,300



Tax filers receiving EITC

26.1%



Average state EITC

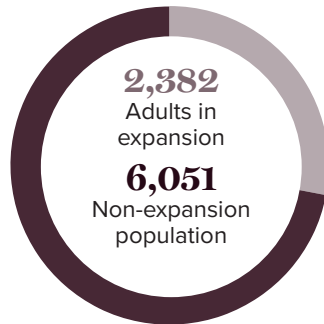
\$142

*The Earned Income Tax Credit (EITC) is a benefit for working people with low to moderate income. To qualify, you must meet certain requirements and file a tax return, even if you do not owe any tax or are not required to file.

MEDICAID

Total people receiving Medicaid

8,433



CASH ASSISTANCE

	FITAP	KCSP
Households	13	11
Average amount per recipient	\$79	\$222
Total monthly distribution	\$2,760	\$4,662

*The Family Independence Temporary Assistance Program (FITAP) provides cash assistance to very low-income families with children who meet specific criteria.

*The Kinship Care Subsidy Program (KCSP) provides cash assistance to qualifying relatives who are caring for one or more children in the absence of the children's parents.

FOOD ASSISTANCE



SNAP recipients

4,424



SNAP retailers

24



Households receiving SNAP*

1,947



Monthly benefits redeemed at district retailers

\$714,238



Total monthly benefits

\$787,482

*The Supplemental Nutrition Assistance Program (SNAP, also called Food Stamps) provides food assistance benefits to people and families with low incomes.