

# BY THE NUMBERS

## DEMOGRAPHICS

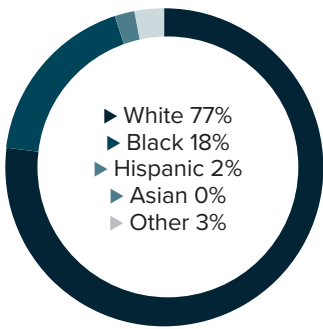


Population  
**62,568**




Number of households  
**22,564**

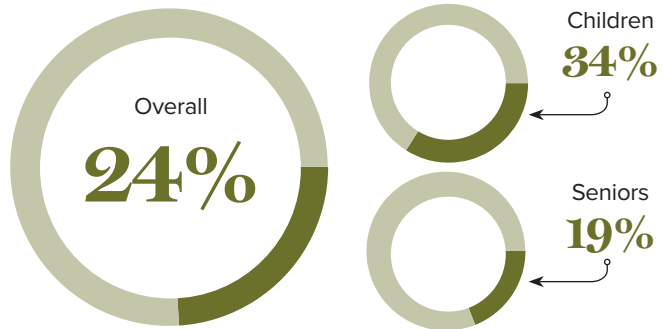
Racial distribution



Education level



Poverty rates



## ECONOMY



Median household income  
**\$41,177**



Median value of owner-occupied housing  
**\$107,700**

## HIGHER EDUCATION



Number of students receiving TOPS  
**724**

TOPS breakdown

Opportunity	<b>328</b>	Tech	<b>58</b>
Honors	<b>133</b>	Performance	<b>205</b>

Number of students receiving GO Grants **165**

**SCHOOL BOARD ASSOCIATIONS:**  
ACADIA PARISH SCHOOLS

## WORKING FAMILY TAX CREDITS



People filing for EITC\*

**6,950**



State EITC impact

**\$969,700**



Tax filers receiving EITC

**28.6%**



Average state EITC

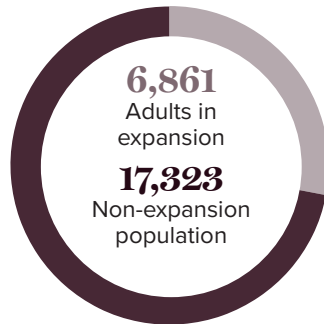
**\$140**

\*The Earned Income Tax Credit (EITC) is a benefit for working people with low to moderate income. To qualify, you must meet certain requirements and file a tax return, even if you do not owe any tax or are not required to file.

## MEDICAID

Total people receiving Medicaid

**24,184**



## CASH ASSISTANCE

	FITAP	KCSP
Households	<b>38</b>	<b>37</b>
Average amount per recipient	<b>\$76</b>	<b>\$222</b>
Total monthly distribution	<b>\$8,072</b>	<b>\$14,874</b>

\*The Family Independence Temporary Assistance Program (FITAP) provides cash assistance to very low-income families with children who meet specific criteria.

\*The Kinship Care Subsidy Program (KCSP) provides cash assistance to qualifying relatives who are caring for one or more children in the absence of the children's parents.

## FOOD ASSISTANCE



SNAP recipients

**13,935**



SNAP retailers

**66**



Households receiving SNAP\*

**6,325**



Monthly benefits redeemed at district retailers

**\$1,960,720**



Total monthly benefits

**\$2,359,302**

\*The Supplemental Nutrition Assistance Program (SNAP, also called Food Stamps) provides food assistance benefits to people and families with low incomes.