

BY THE NUMBERS



DEMOGRAPHICS



Population

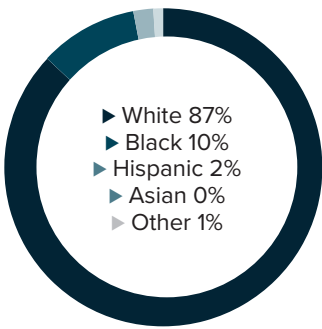
46,800



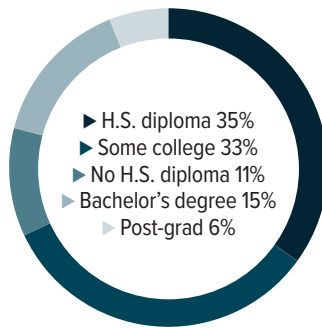
Number of households

17,816

Racial distribution



Education level



ECONOMY



Median household income

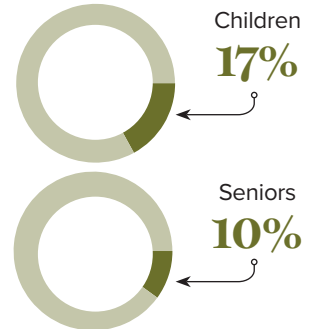
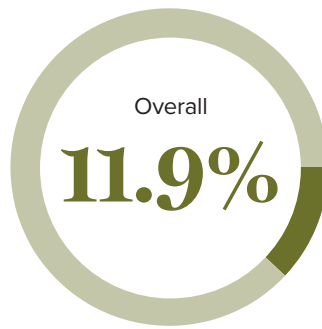
\$59,602



Median value of owner-occupied housing

\$158,600

Poverty rates



PUBLIC SCHOOLS

Parish	Enrollment	Economically disadvantaged
Beauregard	5,946	61.8%
Calcasieu	31,609	64.77%

HIGHER EDUCATION

Number of students receiving GO Grants **154**

Number of students receiving TOPS

691

TOPS breakdown

Opportunity
299

Performance
191

Honors
141

Tech
60

WORKING FAMILY TAX CREDITS



Housholds receiving EITC*

3,731



State EITC impact

\$492,386



Tax filers receiving EITC

19%



Average state EITC

\$132

*The Earned Income Tax Credit (EITC) is a benefit for working people with low to moderate income. To qualify, you must meet certain requirements and file a tax return, even if you do not owe any tax or are not required to file.

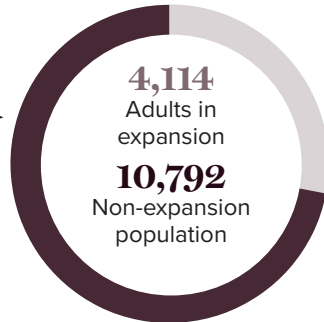
MEDICAID

Total individuals receiving Medicaid

14,906

Children receiving Medicaid

7,436



CASH ASSISTANCE

	FITAP	KCSP
Households	4	15
Average amount per recipient	\$92	\$165
Total monthly distribution	\$738	\$8,436

*The Family Independence Temporary Assistance Program (FITAP) provides cash assistance to very low-income families with children who meet specific criteria.

*The Kinship Care Subsidy Program (KCSP) provides cash assistance to qualifying relatives who are caring for one or more children in the absence of the children's parents.

FOOD ASSISTANCE



SNAP recipients

4,797



SNAP retailers

38



Households receiving SNAP*

12%



Monthly benefits redeemed at district retailers

\$1,300,361



Total monthly benefits

\$811,160

*The Supplemental Nutrition Assistance Program (SNAP, also called Food Stamps) provides food assistance benefits to people and families with low incomes.