

BY THE NUMBERS



DEMOGRAPHICS



Population

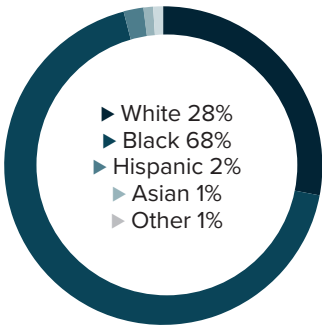
112,278



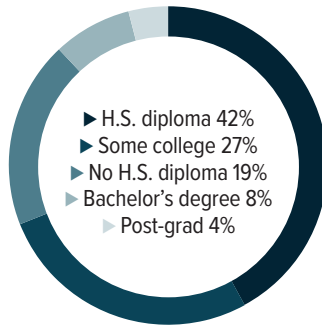
Number of households

41,387

Racial distribution



Education level



ECONOMY



Median household income

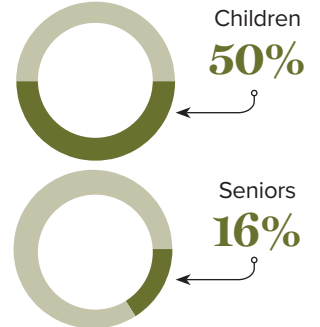
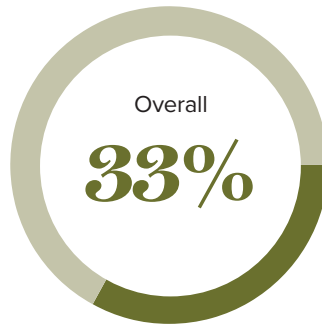
\$29,994



Median value of owner-occupied housing

\$88,600

Poverty rates



PUBLIC SCHOOLS

Caddo
Enrollment

37,730

Economically
disadvantaged

71%

HIGHER EDUCATION

Number of students receiving
GO Grants

556

Number of students receiving TOPS

574

TOPS breakdown

Opportunity
303

Performance
122

Honors
97

Tech
52

WORKING FAMILY TAX CREDITS



Housholds receiving EITC*

17,781



State EITC impact

\$2,727,700



Tax filers receiving EITC

41%



Average state EITC

\$153

*The Earned Income Tax Credit (EITC) is a benefit for working people with low to moderate income. To qualify, you must meet certain requirements and file a tax return, even if you do not owe any tax or are not required to file.

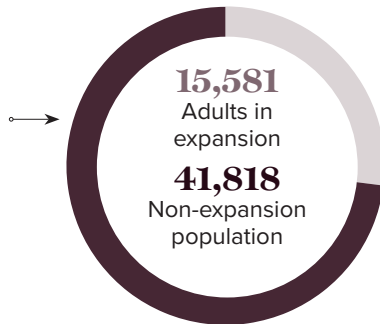
MEDICAID

Total individuals receiving Medicaid

57,399

Children receiving Medicaid

25,370



CASH ASSISTANCE

	FITAP	KCSP
Households	135	80
Average amount per recipient	\$80	\$160
Total monthly distribution	\$27,550	\$33,536

*The Family Independence Temporary Assistance Program (FITAP) provides cash assistance to very low-income families with children who meet specific criteria.

*The Kinship Care Subsidy Program (KCSP) provides cash assistance to qualifying relatives who are caring for one or more children in the absence of the children's parents.

FOOD ASSISTANCE



SNAP recipients

29,873



Households receiving SNAP*

34%



Total monthly benefits

\$5,058,971



SNAP retailers

101



Monthly benefits redeemed at district retailers

\$3,963,185

*The Supplemental Nutrition Assistance Program (SNAP, also called Food Stamps) provides food assistance benefits to people and families with low incomes.