

BY THE NUMBERS



DEMOGRAPHICS



Population

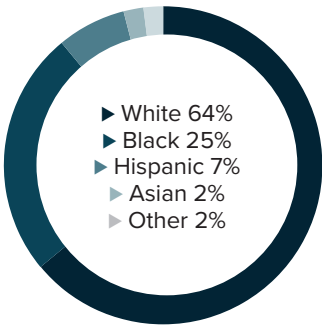
116,249



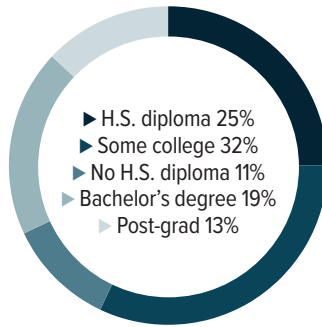
Number of households

47,481

Racial distribution



Education level



ECONOMY



Median household income

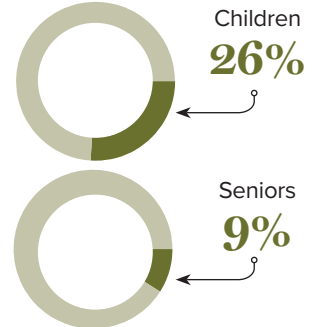
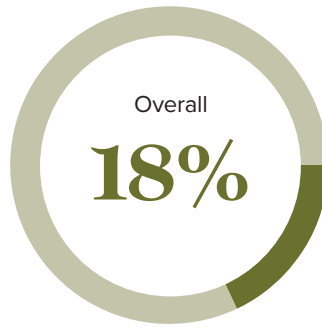
\$49,723



Median value of owner-occupied housing

\$166,500

Poverty rates



PUBLIC SCHOOLS

Bossier
Enrollment
22,740

Economically
disadvantaged
54%

Caddo
Enrollment
37,730

Economically
disadvantaged
71%

HIGHER EDUCATION

Number of students receiving
GO Grants **511**

Number of students receiving TOPS

1,173

TOPS breakdown

Opportunity

471

Honors

367

Performance

285

Tech

50

WORKING FAMILY TAX CREDITS



Housholds receiving EITC*

11,502



State EITC impact

\$1,554,132



Tax filers receiving EITC

23%



Average state EITC

\$135

*The Earned Income Tax Credit (EITC) is a benefit for working people with low to moderate income. To qualify, you must meet certain requirements and file a tax return, even if you do not owe any tax or are not required to file.

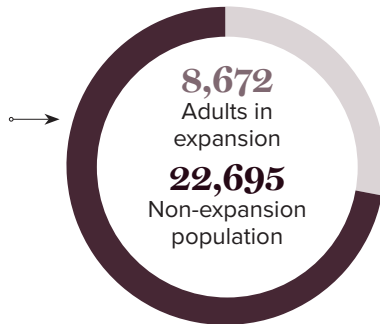
MEDICAID

Total individuals receiving Medicaid

31,367

Children receiving Medicaid

15,045



CASH ASSISTANCE

	FITAP	KCSP
Households	49	24
Average amount per recipient	\$83	\$154
Total monthly distribution	\$9,982	\$9,102

*The Family Independence Temporary Assistance Program (FITAP) provides cash assistance to very low-income families with children who meet specific criteria.

*The Kinship Care Subsidy Program (KCSP) provides cash assistance to qualifying relatives who are caring for one or more children in the absence of the children's parents.

FOOD ASSISTANCE



SNAP recipients

14,584



SNAP retailers

78



Households receiving SNAP*

14%



Monthly benefits redeemed at district retailers

\$3,624,828



Total monthly benefits

\$2,454,721

*The Supplemental Nutrition Assistance Program (SNAP, also called Food Stamps) provides food assistance benefits to people and families with low incomes.