

BY THE NUMBERS



DEMOGRAPHICS



Population

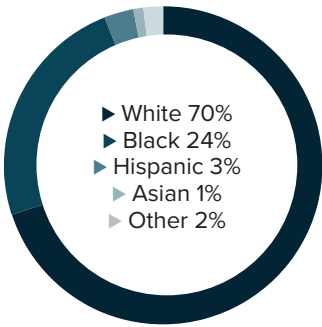
111,923



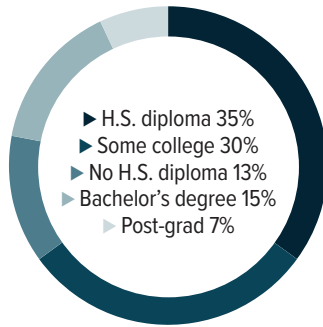
Number of households

44,453

Racial distribution



Education level



ECONOMY



Median household income

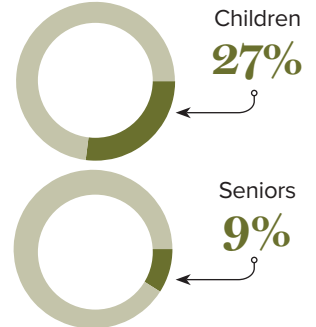
\$46,195



Median value of owner-occupied housing

\$134,200

Poverty rates



PUBLIC SCHOOLS

Parish	Enrollment	Economically disadvantaged
Bienville	2,155	74%
Bossier	22,740	54%
Claiborne	1,688	83%
Webster	5,989	71%

HIGHER EDUCATION

Number of students receiving GO Grants **434**

Number of students receiving TOPS

1,455

TOPS breakdown

Opportunity	Performance
602	425
Honors	Tech
344	84

WORKING FAMILY TAX CREDITS



Housholds receiving EITC*

11,133



State EITC impact

\$1,504,940



Tax filers receiving EITC

24%



Average state EITC

\$135

*The Earned Income Tax Credit (EITC) is a benefit for working people with low to moderate income. To qualify, you must meet certain requirements and file a tax return, even if you do not owe any tax or are not required to file.

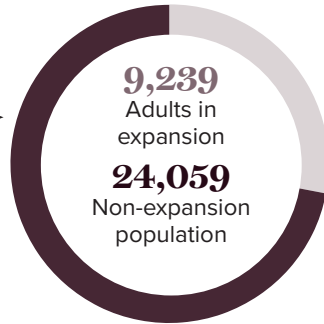
MEDICAID

Total individuals receiving Medicaid

33,298

Children receiving Medicaid

14,966



CASH ASSISTANCE

	FITAP	KCSP
Households	19	43
Average amount per recipient	\$77	\$143
Total monthly distribution	\$3,599	\$17,760

*The Family Independence Temporary Assistance Program (FITAP) provides cash assistance to very low-income families with children who meet specific criteria.

*The Kinship Care Subsidy Program (KCSP) provides cash assistance to qualifying relatives who are caring for one or more children in the absence of the children's parents.

FOOD ASSISTANCE



SNAP recipients

12,961



SNAP retailers

77



Households receiving SNAP*

14%



Monthly benefits redeemed at district retailers

\$2,947,017



Total monthly benefits

\$2,195,753

*The Supplemental Nutrition Assistance Program (SNAP, also called Food Stamps) provides food assistance benefits to people and families with low incomes.